



Republic of the Philippines  
RIZAL PROVINCIAL GOVERNMENT  
Antipolo City

## 26<sup>th</sup> SANGGUNIANG PANLAWIGAN

### PROPOSED ORDINANCE NO. 23, S. 2011

---

---

**Sponsored by:**

#### **COMMITTEE ON APPROPRIATIONS**

BM RONALD R. BARCENA  
BM BENJAMIN L. ESGUERRA, JR.  
BM ARMANDO B. VILLAMAYOR, SR.  
BM NEMESIO M. ROXAS  
BM REYNALDO H. SAN JUAN, JR., M.D.

---

---

### **APPROPRIATION ORDINANCE NO. 018, S. 2011**

AN ORDINANCE  
APPROPRIATING FUNDS FOR THE OPERATION OF THE  
PROVINCIAL GOVERNMENT OF RIZAL  
FROM JANUARY ONE TO DECEMBER 31  
TWO THOUSAND AND ELEVEN  
AND FOR OTHER PURPOSES

Be it enacted by the Sangguniang Panlalawigan of Rizal in Session Assembled:

**Section 1:** That FY 2012 Annual Budget of the Rizal Provincial Government is hereby approved in conformity with Local Budget Circular No. 2008-90 dated 01 September 2008, as follows:

**Sec. 49. Authorization.** The Honorable Governor is hereby authorized to enter into contracts and the same shall be considered approved and ratified relative to the implementation of this budget.

**Sec. 50. Effectivity.** Effectivity of this Ordinance shall take effect on January 1, 2012.

ENACTED this 12th day of December 2011 at the Session Hall of the Sangguniang Bayan of Jalajala, Rizal.

**(Sgd) CERTIFIED APPROVED, TRUE AND CORRECT:**

**JOSEPH G. CEÑIDOZA**  
Provincial Board Secretary

**(Sgd) ATTESTED:**

**ENGR. FRISCO S. SAN JUAN JR.**  
Vice-Governor  
Presiding Officer

**(Sgd) APPROVED:**

**(Sgd) CASIMIRO A. YNARES III, M.D.**  
Governor

**STATEMENT OF FUNDING SOURCES**  
**Supplemental Budget No. 1**  
**Fiscal Year 2011**

**PROVINCE OF RIZAL**

Province/City/Municipality

**General Fund (100)**

Fund/Special Account

| Particulars<br>(1)  | Classification<br>(2) | Amount<br>(3)         |
|---|-----------------------|-----------------------|
| <b>1.0 New Revenue Sources</b>                            |                       |                       |
| Internal Revenue Allotment Jan-June (6 mos)               |                       | 51,638,028.00         |
| <b>2.0 Savings</b>  |                       |                       |
| <b>Retained Earnings</b>                                  |                       | <u>165,448,799.13</u> |
| <b>Reversion of Continuing Appropriations</b>             |                       |                       |
| Provincial Engineer's Office                              |                       |                       |
| Property, Plant & Equipment                               |                       |                       |
| General Fund  |                       |                       |
| <i>Misc.Educ., Sports/ Manpower Dev't Services-Others</i> |                       |                       |
| Land Improvements   | 3999-202              | 29,641.86             |
| School Buildings  | -212                  | 8,647,327.53          |
| Other Structures  | -215                  | 24,544.46             |
| Artesian Wells, Reservoir, PS & Conduits                  | -254                  | 3,510.13              |
| Other Public Infrastructures                              | -260                  | 4,639,691.81          |
| <i>Misc.Health Services - Others</i>                      |                       |                       |
| Hospitals & Health Centers                                | 4999-213              | 1,823,812.94          |
| Artesian Wells, Reservoir, PS & Conduits                  | -254                  | 1,181,370.47          |
| Other Public Infrastructures                              | -260                  | 599,277.41            |
| <i>Misc. Housing &amp; Community Dev't Svcs-Others</i>    |                       |                       |
| Land Improvements   | 6999-202              | 1,037,845.94          |
| Electrifications, Power & Energy Structures               | -205                  | 85,244.93             |
| Other Structures  | -215                  | 374,337.47            |
| Roads, Highways & Bridges                                 | -251                  | 632,681.93            |
| Parks, Plazas & Monuments                                 | -252                  | 938,994.19            |
| Artesian Wells, Reservoir, PS & Conduits                  | -254                  | 1,028,238.14          |
| Irrigation, Canals & Laterals                             | -255                  | 676,662.22            |
| Other Public Infrastructures                              | -260                  | 4,627,488.35          |
| <i>Engineering Services - Construction</i>                |                       |                       |
| Land Improvements   | 8752-202              | 1,513,798.14          |
| Electrifications, Power & Energy Structures               | -205                  | 1,657.00              |
| Office Buildings  | -211                  | 12,667.68             |
| Other Structures  | -215                  | 45,612.77             |
| Roads, Highways & Bridges                                 | -251                  | 17,155,633.08         |
| Irrigation, Canals & Laterals                             | -255                  | 873,497.58            |
| Waterways, Aqueducts, Seawalls, Riverwalls etc            | -257                  | 1,252,260.88          |

**STATEMENT OF FUNDING SOURCES**  
**Supplemental Budget No. 1**  
**Fiscal Year 2011**

**PROVINCE OF RIZAL**  
Province/City/Municipality

**General Fund (100)**  
Fund/Special Account

| Particulars<br>(1)                        | Classification<br>(2) | Amount<br>(3) |
|---|-----------------------|---------------|
| Other Public Infrastructures              | -260                  | 4,387,225.31  |
| <i>Engineering Services - Maintenance</i> |                       |               |
| Land Improvements                         | 8753-202              | 6,497,280.99  |
| Office Buildings                          | -211                  | 152,743.28    |
| Other Structures                          | -215                  | 1,064,971.79  |
| Roads, Highways & Bridges                 | -251                  | 5,898,576.18  |

**STATEMENT OF FUNDING SOURCES**  
**Supplemental Budget No. 1**  
**Fiscal Year 2011**

**PROVINCE OF RIZAL**

Province/City/Municipality

**General Fund (100)**

Fund/Special Account

| Particulars<br>(1)                                      | Classification<br>(2) | Amount<br>(3)         |
|---|-----------------------|-----------------------|
| Artesian Wells, Reservoir, PS & Conduits                | -254                  | 1,752,912.99          |
| Irrigation, Canals & Laterals                           | -255                  | 123,126.11            |
| Waterways, Aqueducts, Seawalls, Riverwalls etc          | -257                  | 1,982,673.92          |
| Other Public Infrastructures                            | -260                  | 340,209.06            |
| <b>20% DEVELOPMENT FUND</b>                             |                       |                       |
| <i>Education, Sports/ Manpower Development Services</i> |                       |                       |
| Land Improvements                                       | 3918-202              | 2,891,547.64          |
| School Buildings  | -212                  | 643,841.57            |
| Other Structures  | -215                  | 178,941.13            |
| Artesian Wells, Reservoir, Pumping Stations & Conduits  | -254                  | 789,500.24            |
| Other Public Infrastructures                            | -260                  | 3,929,622.03          |
| <i>Housing &amp; Community Dev't Services</i>           |                       |                       |
| Land Improvements                                       | 6918-202              | 392,201.34            |
| Other Structures  | -215                  | 955,833.82            |
| Parks, Plazas & Monuments                               | -252                  | 945,913.66            |
| Artesian Wells, Reservoir, PS & Conduits                | -254                  | 72,322.53             |
| Irrigation, Canals & Laterals                           | -255                  | 2,506,308.56          |
| Other Public Infrastructures                            | -260                  | 1,018,672.75          |
| <i>Economic Services</i>                                |                       |                       |
| Land Improvements                                       | 8918-202              | 369,645.06            |
| Other Structures  | -215                  | 4,930,154.43          |
| Roads, Highways & Bridges                               | -251                  | 13,427,522.62         |
| Artesian Wells, Reservoir, PS & Conduits                | -254                  | 2,320,938.48          |
| Irrigation, Canals & Laterals                           | -255                  | 247,607.46            |
| Waterways, Aqueducts, Seawalls, Riverwalls, etc         | -257                  | 548,922.47            |
| Other Public Infrastructures                            | -260                  | 11,999,795.87         |
| <b>SUB-TOTAL</b>  |                       | <u>117,574,808.20</u> |
| <b>TOTAL- SAVINGS</b>                                   |                       | <u>283,023,607.33</u> |
| <b>3.0 Realignment/Reversion</b>                        |                       |                       |
| Provincial Governor's Office                            |                       |                       |
| <i>Personal Services:</i>                               |                       |                       |
| Salaries & Wages-Casual                                 | 1011-705 P            | 7,362,900.00          |
| PERA  | -711                  | 1,944,000.00          |
| Life & Retirement Contributions                         | -731                  | 883,548.00            |

**STATEMENT OF FUNDING SOURCES**  
**Supplemental Budget No. 1**  
**Fiscal Year 2011**

**PROVINCE OF RIZAL**  
Province/City/Municipality

**General Fund (100)**  
Fund/Special Account

| Particulars<br>(1)       | Classification<br>(2) | Amount<br>(3) |
|--------------------------|-----------------------|---------------|
| Pag-Ibig Contributions   | -732                  | 97,200.00     |
| Philhealth Contributions | -733                  | 85,050.00     |
| ECC Contributions        | -734                  | 73,629.00     |

**STATEMENT OF FUNDING SOURCES**  
**Supplemental Budget No. 1**  
**Fiscal Year 2011**

**PROVINCE OF RIZAL**

Province/City/Municipality

**General Fund (100)**

Fund/Special Account

| Particulars<br>(1)                   | Classification<br>(2) | Amount<br>(3)           |
|--------------------------------------|-----------------------|-------------------------|
| Provincial Administrator's Office    |                       |                         |
| <i>Personal Services:</i>            |                       |                         |
| Salaries & Wages-Regular             | 1031-701              | 245,448.00              |
| PERA                                 | -711                  | 24,000.00               |
| Cash Gift                            | -724                  | 10,000.00               |
| Year-End Bonus                       | -725                  | 40,908.00               |
| Life & Retirement Contributions      | -731                  | 29,453.76               |
| Pag-Ibig Contributions               | -732                  | 1,200.00                |
| Philhealth Contributions             | -733                  | 2,700.00                |
| ECC Contributions                    | -734                  | 1,200.00                |
| Other Personnel Benefits             | -749                  | 641.78                  |
| Provincial General Services Office   |                       |                         |
| <i>Personal Services:</i>            |                       |                         |
| Salaries & Wages-Regular             | 1061-701              | 157,572.00              |
| PERA                                 | -711                  | 24,000.00               |
| Cash Gift                            | -724                  | 7,500.00                |
| Year-End Bonus                       | -725                  | 17,899.00               |
| Life & Retirement Contributions      | -731                  | 18,908.64               |
| Pag-Ibig Contributions               | -732                  | 1,200.00                |
| Philhealth Contributions             | -733                  | 1,575.00                |
| ECC Contributions                    | -734                  | 1,172.16                |
| Provincial Agriculture Office        |                       |                         |
| <i>Personal Services:</i>            |                       |                         |
| Salaries & Wages-Regular             | 8711-701              | 122,940.00              |
| PERA                                 | -711                  | 12,000.00               |
| Cash Gift                            | -724                  | 5,000.00                |
| Year-End Bonus                       | -725                  | 20,490.00               |
| Life & Retirement Contributions      | -731                  | 14,752.80               |
| Pag-Ibig Contributions               | -732                  | 600.00                  |
| Philhealth Contributions             | -733                  | 1,500.00                |
| ECC Contributions                    | -734                  | 600.00                  |
| Provincial Health Office             |                       |                         |
| <i>Personal Services:</i>            |                       |                         |
| Salaries & Wages-Regular             | 4421-701              | 697,248.00              |
| Health Worker's Benefits             | -743                  | 39,600.00               |
| Ynares Sports Arena                  |                       |                         |
| <i>Capital Outlay:</i>               |                       |                         |
| IT Equipment & Software              | 3361(2) -223          | 65,000.00               |
| <b>TOTAL REALIGNMENTS/REVERSIONS</b> |                       | <u>12,011,436.14</u>    |
| <b>Total Estimated Income</b>        |                       | <b>P 346,673,071.47</b> |

Certified Correct:

**STATEMENT OF FUNDING SOURCES**  
**Supplemental Budget No. 1**  
**Fiscal Year 2011**

**PROVINCE OF RIZAL**  
Province/City/Municipality

**General Fund (100)**  
Fund/Special Account

| Particulars<br>(1) | Classification<br>(2) | Amount<br>(3) |
|--------------------|-----------------------|---------------|
|--------------------|-----------------------|---------------|

**MA. TERESA E. LASQUETY**  
Provincial Treasurer

**CECILIA C. ALMAJOSE**  
Provincial Accountant



Republic of the Philippines  
PROVINCE OF RIZAL



## PROGRAM APPROPRIATION AND OBLIGATION BY OBJECT

Department : **PROVINCIAL GOVERNOR**  
 Function : Social Services  
 Project/Activity : Development Projects, Community  
 Fund/Special Account : General Fund / 20% Development Fund (18)

6911 / 6919

| Object of Expenditures<br>(1)                               | Account Code<br>(2) | Past<br>Year 2009<br>(Actual)<br>(3) | Current<br>Year 2010<br>(Estimate)<br>(4) | Budget<br>Year 2011<br>(Estimate)<br>(5) |
|---|---------------------|--------------------------------------|---|--|
| <b>1.0 Current Operating Expenditures</b>                   |                     |                                      |   |  |
| <i>1.2 Maint. &amp; Other Operating Expenses</i>            |                     |                                      |   |  |
| Subsidy to Local Government Units                           | 6911-874            | 352,276.00                           | 2,000,000.00                              | 500,000.00                               |
| Donations   | -878                | 17,080.00                            | 2,000,000.00                              | 500,000.00                               |
| Other Maint. & Operating Expenses                           | -969                | 19,800.00                            |   |  |
| <b>Total Maintenance &amp; Other<br/>Operating Expenses</b> |                     | <b>369,356.00</b>                    | <b>4,000,000.00</b>                       | <b>1,000,000.00</b>                      |
| <b>2.0 Capital Outlay</b>                                   |                     |                                      |   |  |
| <b>Property, Plant &amp; Equipment</b>                      |                     |                                      |   |  |
| Investments in Stocks                                       | 6919-192            |                                      | 1,620,000.00                              | 4,000,000.00                             |
| <b>Total Capital Outlay</b>                                 |                     | <b>0.00</b>                          | <b>1,620,000.00</b>                       | <b>4,000,000.00</b>                      |
| <b>TOTAL APPROPRIATIONS</b>                                 |                     | <b>369,356.00</b>                    | <b>5,620,000.00</b>                       | <b>5,000,000.00</b>                      |

Reviewed by:

Approved:

**PRISCILLA R. PADUA**  
Provincial Budget Officer

**CASIMIRO A. YNARES III, M.D.**  
Governor

Republic of the Philippines  
PROVINCE OF RIZAL



**PROGRAM APPROPRIATION AND OBLIGATION BY OBJECT**

Department : **PROVINCIAL GOVERNOR** **6911 / 6919**  
 Function : Social Services  
 Project/Activity : Development Projects, Community  
 Fund/Special Account : General Fund / 20% Development Fund (18)

| Object of Expenditures<br>(1)                           | Account Code<br>(2) | Past Year 2009<br>(Actual)<br>(3) | Current Year 2010<br>(Estimate)<br>(4) | Budget Year 2011<br>(Estimate)<br>(5) |
|---|---------------------|-----------------------------------|--|---------------------------------------|
| <b>1.0 Current Operating Expenditures</b>               |                     |                                   |  |                                       |
| <i>1.2 Maint. &amp; Other Operating Expenses</i>        |                     |                                   |  |                                       |
| Subsidy to Local Government Units                       | 6911-874            | 352,276.00                        | 2,000,000.00                           | 500,000.00                            |
| Donations   | -878                | 17,080.00                         | 2,000,000.00                           | 500,000.00                            |
| Other Maint. & Operating Expenses                       | -969                | 19,800.00                         |  |                                       |
| <b>Total Maintenance &amp; Other Operating Expenses</b> |                     | <b>369,356.00</b>                 | <b>4,000,000.00</b>                    | <b>1,000,000.00</b>                   |
| <b>2.0 Capital Outlay</b>                               |                     |                                   |  |                                       |
| <b>Property, Plant &amp; Equipment</b>                  |                     |                                   |  |                                       |
| Investments in Stocks                                   | 6919-192            |                                   | 1,620,000.00                           | 4,000,000.00                          |
| <b>Total Capital Outlay</b>                             |                     | <b>0.00</b>                       | <b>1,620,000.00</b>                    | <b>4,000,000.00</b>                   |
| <b>TOTAL APPROPRIATIONS</b>                             |                     | <b>369,356.00</b>                 | <b>5,620,000.00</b>                    | <b>5,000,000.00</b>                   |

Reviewed by:

Approved:

**PRISCILLA R. PADUA**  
Provincial Budget Officer

**CASIMIRO A. YNARES III, M.D.**  
Governor

\* Per PBO's SAAO 12/31/05

Republic of the Philippines  
PROVINCE OF RIZAL



**PROGRAM APPROPRIATION AND OBLIGATION BY OBJECT**

Department : **PROVINCIAL GOVERNOR**  
Function : Social Services  
Project/Activity : Development Projects, Community  
Fund/Special Account : General Fund / 20% Development Fund (18)

**6911 / 6919**

| Object of Expenditures | Account Code | Past Year 2009 (Actual) | Current Year 2010 (Estimate) | Budget Year 2011 (Estimate) |
|------------------------|--------------|-------------------------|------------------------------|-----------------------------|
|------------------------|--------------|-------------------------|------------------------------|-----------------------------|

Republic of the Philippines  
PROVINCE OF RIZAL



**PROGRAM APPROPRIATION AND OBLIGATION BY OBJECT**

Office/Department : **PROVINCIAL ENGINEERS OFFICE**  
 Function : Social Services  
 Project Activity : Development Projects, Community (18)  
 Fund/Special Account : General Fund / 20% Development Fund

| Object of Expenditures<br>(1)  | Account<br>Code<br>(2) | Past<br>Year 2009<br>(Actual)<br>(3) | Current<br>Year 2010<br>(Estimate)<br>(4) | Budget<br>Year 2011<br>(Estimate)<br>(5) |
|--|------------------------|--------------------------------------|---|--|
| <b>1.0 Current Operating Expenditures</b>                              |                        |                                      |   |  |
| <b>2.0 Capital Outlays</b>   |                        |                                      |   |  |
| <b>Property, Plant &amp; Equipment</b>                                 |                        |                                      |   |  |
| <b>Purchase, Construction and Improvement of Government Facilities</b> |                        |                                      |   |  |
| <b>- Education, Culture, Sports &amp; Manpower Development</b>         |                        |                                      |   |  |
|  | <b>3918</b>            |                                      |   |  |
| Buildings  |                        |                                      |   |  |
| Land Improvement   | -202                   |                                      | 1,435,431.27                              | -  |
| School Buildings   | -212                   | 8,378,829.40                         | 6,835,386.98                              | 6,664,823.20                             |
| Other Structures   | -215                   |                                      | 1,822,769.86                              | 1,777,286.18                             |
| Public Infrastructures   |                        |                                      |   |  |
| Roads, Highways and Bridges  | -251                   |                                      |   |  |
| Artesian Wells, Reservoir, Pumping Stations & Conduits                 | -254                   | 288,085.81                           | 2,278,462.33                              | 2,221,607.74                             |
| Irrigation, Canals & Laterals  | -255                   | 1,423,229.87                         |   | -  |
| Other Public Infrastructures   | -260                   | 72,926,187.10                        | 66,075,407.45                             | 64,426,624.21                            |
| <b>- Health</b>  |                        |                                      |   |  |
|  | <b>4918</b>            |                                      |   |  |
| Hospitals and Health Centers   | -213                   |                                      | 15,000,000.00                             | 18,669,030.26                            |
| <b>- Housing and Community Development</b>                             |                        |                                      |   |  |
|  | <b>6918</b>            |                                      |   |  |
| Other Structures   | -215                   | 821,771.22                           | 1,184,800.41                              | 1,155,236.02                             |
| Parks, Plazas & Monuments  | -252                   |                                      | 934,169.55                                | 910,859.17                               |
| Artesian Wells, Reservoir, Pumping Stations & Conduits                 | -254                   | 7,085,406.03                         | 19,886,160.93                             | 19,389,940.47                            |
| Irrigation, Canals and Laterals  | -255                   |                                      | 2,506,308.56                              | 2,443,768.51                             |
| Other Public Infrastructures   | -260                   | 22,281,906.17                        | 14,696,082.00                             | 14,329,369.87                            |
| <b>TOTAL APPROPRIATIONS</b>  |                        | <b>113,205,415.60</b>                | <b>132,654,979.34</b>                     | <b>131,988,545.63</b>                    |

Prepared by:

**LUISITO G. MUNSOD**  
Provincial Engineer

Reviewed by:

**PRISCILLA R. PADUA**  
Provincial Budget Officer

Approved:

**CASIMIRO A. YNARES III, M. D.**  
Governor



Republic of the Philippines  
PROVINCE OF RIZAL

**PROGRAM APPROPRIATION AND OBLIGATION BY OBJECT**

Department : **PROVINCIAL VETERINARIAN** **8919**  
 Function : Economic Services  
 Project/Activity : Other Economic Development Projects  
 Fund/Special Account : 20% Development Fund

| Object of Expenditures<br>(1)                    | Account<br>Code<br>80 | Past<br>Year 2009<br>(Actual)<br>(3) | Current<br>Year 2010<br>(Estimate)<br>(4) | Budget<br>Year 2011<br>(Estimate)<br>(5) |
|--|-----------------------|--------------------------------------|---|--|
| <b>1.0 Current Operating Expenditures</b>        |                       |                                      |   |  |
| <i>1.2 Maint. &amp; Other Operating Expenses</i> |                       |                                      |   |  |
| Office Supplies Expenses                         | 755                   |                                      | 17,250.00                                 | 17,250.00                                |
| Animal/Zoological Supplies Expenses              | 757                   |                                      | 207,000.00                                | 207,000.00                               |
| Drugs & Medicines Expenses                       | 759                   |                                      | 350,000.00                                | 350,000.00                               |
| Medical, Dental & Laboratory Supplies            | 760                   | 16,245.00                            |   |  |
| Agricultural Supplies Expense                    | 762                   |                                      | 20,000.00                                 | 20,000.00                                |
| Other Supplies Expenses                          | 765                   | 19,405.00                            | 40,000.00                                 | 40,000.00                                |
| Electricity Expenses                             | 767                   |                                      | 34,500.00                                 | 34,500.00                                |
| Rent Expenses                                    | 782                   |                                      | 5,000.00                                  | 5,000.00                                 |
| Transportation & Delivery Expenses               | 784                   |                                      | 23,000.00                                 | 23,000.00                                |
| Other Maint. & Operating Expenses                | 969                   |                                      | 50,000.00                                 | 50,000.00                                |
| <b>Operating Expenses</b>                        |                       | <b>35,650.00</b>                     | <b>746,750.00</b>                         | <b>746,750.00</b>                        |
| <b>2.0 Capital Outlays</b>                       |                       |                                      |   |  |
| <b>Property, Plant and Equipment</b>             |                       |                                      |   |  |
| Medical, Dental & Laboratory Equipment           | 233                   |                                      | 75,500.00                                 | 75,500.00                                |
| Other Machineries & Equipment                    | 240                   |                                      | 57,000.00                                 | 57,000.00                                |
| Work/Other Animals                               | 281                   |                                      | 100,000.00                                | 100,000.00                               |
| Breeding Stocks                                  | 282                   |                                      | 100,000.00                                | 100,000.00                               |
| <b>Receivables</b>                               |                       |                                      |   |  |
| Loans Receivables-Other                          | 126                   |                                      | 575,000.00                                | 575,000.00                               |
| <b>Total Capital Outlay</b>                      |                       | <b>0.00</b>                          | <b>907,500.00</b>                         | <b>907,500.00</b>                        |
| <b>TOTAL APPROPRIATIONS</b>                      |                       | <b>35,650.00</b>                     | <b>1,654,250.00</b>                       | <b>1,654,250.00</b>                      |

Prepared by:

Reviewed by:

Approved:

**REYNALDO L. BONITA**  
Provincial Veterinarian

**PRISCILLA R. PADUA**  
Provincial Budget Officer

**CASIMIRO A. YNARES III, M. D.**  
Governor



Republic of the Philippines  
PROVINCE OF RIZAL

**PROGRAM APPROPRIATION AND OBLIGATION BY OBJECT**

Department : **PROVINCIAL AGRICULTURIST** **8911**  
 Function : Economic Services  
 Project/Activity : Development Projects, Agricultural Sector  
 Fund/Special Account : 20% Development Fund

| Object of Expenditures<br>(1)                               | Account<br>Code<br>80 | Past<br>Year 2009<br>(Actual)<br>(3) | Current<br>Year 2010<br>(Estimate)<br>(4) | Budget<br>Year 2011<br>(Estimate)<br>(5) |
|---|-----------------------|--------------------------------------|---|--|
| <b>1.0 Current Operating Expenditures</b>                   |                       |                                      |   |  |
| <i>1.2 Maint. &amp; Other Operating Expenses</i>            |                       |                                      |   |  |
| Training Expenses   | 753                   |                                      | 70,000.00                                 | 70,000.00                                |
| Office Supplies Expenses                                    | 755                   |                                      | 32,310.00                                 | 32,310.00                                |
| Gasoline, Oil and Lub. Expense                              | 761                   |                                      | 20,000.00                                 | 20,000.00                                |
| Agricultural Supplies Expense                               | 762                   | 4,425.00                             | 1,000,000.00                              | 1,000,000.00                             |
| Other Supplies Expenses                                     | 765                   | 95,400.00                            | 50,000.00                                 | 50,000.00                                |
| Other Maint. & Operating Expenses                           | 969                   |                                      | 130,000.00                                | 130,000.00                               |
| <b>Total Maintenance &amp; Other<br/>Operating Expenses</b> |                       | <b>99,825.00</b>                     | <b>1,302,310.00</b>                       | <b>1,302,310.00</b>                      |
| <b>2.0 Capital Outlays</b>                                  |                       |                                      |   |  |
| <b>Property, Plant and Equipment</b>                        |                       |                                      |   |  |
| Agricultural, Fishery & Forestry Equipment                  | 227                   | 367,400.16                           | 2,375,000.00                              | 2,375,000.00                             |
| Other Machineries & Equipment                               | 240                   | 113,800.00                           |   |  |
| <b>Receivables</b>  |                       |                                      |   |  |
| Loans Receivables-Other                                     | 126                   |                                      | 700,000.00                                | 700,000.00                               |
| <b>Total Capital Outlay</b>                                 |                       | <b>481,200.16</b>                    | <b>3,075,000.00</b>                       | <b>3,075,000.00</b>                      |
| <b>TOTAL APPROPRIATIONS</b>                                 |                       | <b>581,025.16</b>                    | <b>4,377,310.00</b>                       | <b>4,377,310.00</b>                      |

Prepared by:

Reviewed by:

Approved:

**REYNALDO L. BONITA**  
OIC, Provincial Agriculturist

**PRISCILLA R. PADUA**  
Provincial Budget Officer

**CASIMIRO A. YNARES III, M. D.**  
Governor

| <b>20% Devt Fund</b>                                     |     | Agriculture         | Veterinary        | PEO                   | SUB-TOTAL             | Community           | PEO                   | SUB-TOTAL             | TOTAL                 |
|--|-----|---------------------|-------------------|-----------------------|-----------------------|---------------------|-----------------------|-----------------------|-----------------------|
| <b>CY 2011</b>   |     | 8911                | 8919              | (Infra-Eco)           | Economic              |                     | (Infra-SS)            | Social                | 20% DF                |
| <b>1.0 Current Operating Expenditures</b>                |     |                     |                   |                       |                       |                     |                       |                       |                       |
| <i>1.2 Maint. &amp; Other Operating Expenses</i>         |     |                     |                   |                       |                       |                     |                       |                       |                       |
| Training Expenses  | 753 | 70,000.00           | -                 |                       | 70,000.00             |                     |                       | -                     | 70,000.00             |
| Office Supplies Expenses                                 | 755 | 32,310.00           | 17,250.00         |                       | 49,560.00             |                     |                       | -                     | 49,560.00             |
| Animal/Zoological Supplies Expenses                      | 757 |                     | 207,000.00        |                       | 207,000.00            |                     |                       | -                     | 207,000.00            |
| Drugs & Medicines Expenses                               | 759 |                     | 350,000.00        |                       | 350,000.00            |                     |                       | -                     | 350,000.00            |
| Gasoline, Oil and Lub. Expense                           | 761 | 20,000.00           |                   |                       | 20,000.00             |                     |                       | -                     | 20,000.00             |
| Agricultural Supplies Expense                            | 762 | 1,000,000.00        | 20,000.00         |                       | 1,020,000.00          |                     |                       | -                     | 1,020,000.00          |
| Other Supplies Expenses                                  | 765 | 50,000.00           | 40,000.00         |                       | 90,000.00             |                     |                       | -                     | 90,000.00             |
| Electricity Expenses                                     | 767 |                     | 34,500.00         |                       | 34,500.00             |                     |                       | -                     | 34,500.00             |
| Rent Expenses  | 782 |                     | 5,000.00          |                       | 5,000.00              |                     |                       | -                     | 5,000.00              |
| Transportation & Delivery Expenses                       | 784 |                     | 23,000.00         |                       | 23,000.00             |                     |                       | -                     | 23,000.00             |
| Subsidy to Local Government Units                        | 874 |                     |                   |                       | -                     | 500,000.00          |                       | 500,000.00            | 500,000.00            |
| Donations  | 878 |                     |                   |                       | -                     | 500,000.00          |                       | 500,000.00            | 500,000.00            |
| Other Maint. & Operating Expenses                        | 969 | 130,000.00          | 50,000.00         |                       | 180,000.00            |                     |                       | -                     | 180,000.00            |
| <b>Total Maintenance &amp; Other Operating Expenses</b>  |     | <b>1,302,310.00</b> | <b>746,750.00</b> | <b>-</b>              | <b>2,049,060.00</b>   | <b>1,000,000.00</b> |                       | <b>1,000,000.00</b>   | <b>3,049,060.00</b>   |
| <b>2.0 Capital Outlays</b>                               |     |                     |                   |                       |                       |                     |                       |                       |                       |
| <b>Property, Plant and Equipment</b>                     |     |                     |                   |                       |                       |                     |                       |                       |                       |
| Land Improvements  | 202 |                     |                   | 1,466,261.10          | 1,466,261.10          |                     | -                     | -                     | 1,466,261.10          |
| School Buildings   | 212 |                     |                   |                       | -                     |                     | 6,664,823.20          | 6,664,823.20          | 6,664,823.20          |
| Hospitals & Health Centers                               | 213 |                     |                   |                       | -                     |                     | 18,669,030.26         | 18,669,030.26         | 18,669,030.26         |
| Other Structures   | 215 |                     |                   | 3,332,411.60          | 3,332,411.60          |                     | 2,932,522.20          | 2,932,522.20          | 6,264,933.80          |
| Agricultural, Fishery & Forestry Equipment               | 227 | 2,375,000.00        |                   |                       | 2,375,000.00          |                     |                       | -                     | 2,375,000.00          |
| Medical, Dental & Lab. Equipment                         | 233 |                     | 75,500.00         |                       | 75,500.00             |                     |                       | -                     | 75,500.00             |
| Other Machineries & Equipment                            | 240 |                     | 57,000.00         |                       | 57,000.00             |                     |                       | -                     | 57,000.00             |
| Roads, Highways and Bridges                              | 251 |                     |                   | 57,761,801.02         | 57,761,801.02         |                     |                       | -                     | 57,761,801.02         |
| Parks, Plazas & Monuments                                | 252 |                     |                   |                       | -                     |                     | 910,859.17            | 910,859.17            | 910,859.17            |
| Artesian Wells, Reservoir, Pumping Stations and Conduits | 254 |                     |                   |                       | -                     |                     | 21,611,548.21         | 21,611,548.21         | 21,611,548.21         |
| Irrigation, Canals and Laterals                          | 255 |                     |                   | 20,749,816.21         | 20,749,816.21         |                     | 2,443,768.51          | 2,443,768.51          | 23,193,584.72         |
| Riverwalls & Others                                      | 257 |                     |                   | 14,355,088.69         | 14,355,088.69         |                     |                       | -                     | 14,355,088.69         |
| Other Public Infrastructures                             | 260 |                     |                   | 13,551,807.15         | 13,551,807.15         |                     | 78,755,994.08         | 78,755,994.08         | 92,307,801.23         |
| Work/Other Animals                                       | 281 |                     | 100,000.00        |                       | 100,000.00            |                     |                       | -                     | 100,000.00            |
| Breeding Stocks  | 282 |                     | 100,000.00        |                       | 100,000.00            |                     |                       | -                     | 100,000.00            |
| <b>Long-Term Liabilities</b>                             |     |                     |                   |                       |                       |                     |                       |                       |                       |
| Investment in Stocks                                     | 192 |                     |                   |                       | -                     | 4,000,000.00        |                       | 4,000,000.00          | 4,000,000.00          |
| <b>Receivables</b>                                       |     |                     |                   |                       |                       |                     |                       |                       |                       |
| Loans Receivables-Other                                  | 126 | 700,000.00          | 575,000.00        |                       | 1,275,000.00          |                     |                       | -                     | 1,275,000.00          |
| <b>Total Capital Outlay</b>                              |     | <b>3,075,000.00</b> | <b>907,500.00</b> | <b>111,217,185.77</b> | <b>115,199,685.77</b> | <b>4,000,000.00</b> | <b>131,988,545.63</b> | <b>135,988,545.63</b> | <b>251,188,231.40</b> |



Republic of the Philippines  
PROVINCE OF RIZAL

**PROGRAM APPROPRIATION AND OBLIGATION BY OBJECT**

Office/Department : **NON-OFFICE EXPENDITURES**  
 Function : Economic Services  
 Project/Activity : Subsidy to Other Funds  
 Fund/Special Account : General Fund/Sports Center (11)

| Object of Expenditures<br>(1)                     | Account Code<br>(2) | Past Year 2009 (Actual)<br>(3) | Current Year 2010 (Estimate)<br>(4) | Budget Year 2011 (Estimate)<br>(5) |
|---|---------------------|--------------------------------|-------------------------------------|------------------------------------|
| <b>Maintenance &amp; Other Operating Expenses</b> |                     |                                |                                     |                                    |
| <i>Subsidies and Donations</i>                    |                     |                                |                                     |                                    |
| Subsidy to Other Funds                            |                     |                                |                                     |                                    |
| - Ynares Sports Arena to General Fund             |                     |                                |                                     |                                    |
|   | 9996-877            |                                | 11,189,466.98                       | 1,000,000.00                       |
| <b>TOTAL APPROPRIATIONS</b>                       |                     | <b>-</b>                       | <b>11,189,466.98</b>                | <b>1,000,000.00</b>                |

Reviewed by:

Approved:

**PRISCILLA R. PADUA**  
Provincial Budget Officer

**CASIMIRO A. YNARES III, M.D.**  
Governor





**PROGRAM APPROPRIATION AND OBLIGATION BY OBJECT**

Office/Department : **NON-OFFICE EXPENDITURES**  
 Function : Economic Services  
 Project/Activity : Subsidy to Other Funds  
 Fund/Special Account : General Fund/Sports Center (11)

| Object of Expenditures<br>(1)                     | Account Code<br>(2) | Past Year 2009<br>(Actual)<br>(3) | Current Year 2010<br>(Estimate)<br>(4) | Budget Year 2011<br>(Estimate)<br>(5) |
|---|---------------------|-----------------------------------|--|---------------------------------------|
| <b>Maintenance &amp; Other Operating Expenses</b> |                     |                                   |  |                                       |
| <i>Subsidies and Donations</i>                    |                     |                                   |  |                                       |
| Subsidy to Other Funds                            |                     |                                   |  |                                       |
| - Ynares Sports Arena to General Fund 9996-877    |                     |                                   |  |                                       |
|   |                     |                                   | 11,189,466.98                          | 1,000,000.00                          |
| <b>TOTAL APPROPRIATIONS</b>                       |                     |                                   | <b>11,189,466.98</b>                   | <b>1,000,000.00</b>                   |

Reviewed by:

Approved:

**PRISCILLA R. PADUA**  
 Provincial Budget Officer

**CASIMIRO A. YNARES III, M.D.**  
 Governor

Note:  
 -Year 2009 - PAC Report dtd 7/20/10



**PROGRAM APPROPRIATION AND OBLIGATION BY OBJECT**

Office/Department : **NON-OFFICE EXPENDITURES**  
Function : Economic Services  
Project/Activity : Subsidy to Other Funds  
Fund/Special Account : General Fund/Sports Center (11)

| Object of Expenditures<br>(1) | Account<br>Code<br>(2) | Past<br>Year 2009<br>(Actual)<br>(3) | Current<br>Year 2010<br>(Estimate)<br>(4) | Budget<br>Year 2011<br>(Estimate)<br>(5) |
|-------------------------------|------------------------|--------------------------------------|---|--|
|-------------------------------|------------------------|--------------------------------------|---|--|

(Re-alignments included as of June 30  
2010)

Republic of the Philippines  
PROVINCE OF RIZAL



**PROGRAM APPROPRIATION AND OBLIGATION BY OBJECT**

Office/Department : **NON-OFFICE EXPENDITURES**  
 Function : Economic Services  
 Project/Activity : Subsidy to Other Funds  
 Fund/Special Account : General Fund (01)

| Object of Expenditures<br>(1)                     | Account Code<br>(2) | Past Year 2009<br>(Actual)<br>(3) | Current Year 2010<br>(Estimate)<br>(4) | Budget Year 2011<br>(Estimate)<br>(5) |
|---|---------------------|-----------------------------------|--|---------------------------------------|
| <b>Maintenance &amp; Other Operating Expenses</b> |                     |                                   |  |                                       |
| <i>Subsidies and Donations</i>                    |                     |                                   |  |                                       |
| Subsidy to Other Funds                            |                     |                                   |  |                                       |
| - to Ynares Center                                | 9996-877            |                                   | 3,815,220.95                           | 4,559,000.00                          |
| <b>TOTAL APPROPRIATIONS</b>                       |                     | <b>-</b>                          | <b>3,815,220.95</b>                    | <b>4,559,000.00</b>                   |

Reviewed by:

**PRISCILLA R. PADUA**  
Provincial Budget Officer

Approved:

**CASIMIRO A. YNARES III, M.D.**  
Governor

Republic of the Philippines  
PROVINCE OF RIZAL



## PROGRAM APPROPRIATION AND OBLIGATION BY OBJECT

Office/Department : **PROVINCIAL ENGINEER'S OFFICE**  
 Function : Economic Services  
 Project/Activity : Construction, Repair and Maintenance of Infrastructure Facilities  
 Fund/Special Account : General Fund

| Object of Expenditures<br>(1)                               | Account<br>Code<br>(2) | Past<br>Year 2009<br>(Actual)<br>(3) | Current<br>Year 2010<br>(Estimate)<br>(4) | Budget<br>Year 2011<br>(Estimate)<br>(5) |
|---|------------------------|--------------------------------------|---|--|
| <b>Capital Outlay</b>                                       |                        |                                      |   |  |
| <b>Property, Plant &amp; Equipment</b>                      |                        |                                      |   |  |
| <b>Engineering Services - Construction</b>                  |                        |                                      |   |  |
|   | 8752                   |                                      |   |  |
| Land Improvements   | -202                   | 25,570,361.02                        | 1,900,622.94                              | 2,201,231.40                             |
| Office Buildings  | -211                   | 8,352,739.07                         |   | 3,000,000.00                             |
| Other Structures  | -215                   | 3,490,625.71                         |   | 2,000,000.00                             |
| Roads, Highways and Bridges                                 | -251                   | 665,498.58                           | 2,090,685.24                              | 3,321,354.55                             |
| Irrigation, Canals and Laterals                             | -255                   |                                      | 2,351,120.18                              | 4,485,954.60                             |
| Other Public Infrastructures                                | -260                   | 2,628,779.83                         | 1,368,448.52                              | 1,864,886.62                             |
| <b>Engineering Services - Maintenance</b>                   |                        |                                      |   |  |
|   | 8753                   |                                      |   |  |
| Land Improvements   | -202                   | 10,142,747.47                        | 684,224.26                                | 1,432,443.31                             |
| Office Buildings  | -211                   | 284,796.88                           |   | -  |
| Other Structures  | -215                   |                                      | 1,064,971.79                              | 1,673,083.30                             |
| Roads, Highways and Bridges                                 | -251                   | 131,821,633.23                       | 101,379,433.28                            | 65,073,813.32                            |
| Artesian Wells, Reservoir, Pumping<br>Stations and Conduits | -254                   | 768,250.35                           | 1,748,573.11                              | 1,105,132.90                             |
| Irrigation, Canals and Laterals                             | -255                   | 14,506,766.47                        | 6,728,205.21                              | 4,252,359.19                             |
| Waterways, Aqueducts, Seawalls,<br>Riverwalls and Others    | -257                   | 10,807,655.14                        | 14,052,047.54                             | 8,881,172.85                             |
| Other Public Infrastructures                                | -260                   | 34,084,537.15                        | 2,807,475.30                              | 4,774,380.10                             |
| <b>TOTAL APPROPRIATIONS</b>                                 |                        | <b><u>243,124,390.90</u></b>         | <b><u>136,175,807.37</u></b>              | <b><u>104,065,812.14</u></b>             |

Prepared by:

**LUISITO G. MUNSOD**  
Provincial Engineer

Reviewed by:

**PRISCILLA R. PADUA**  
Provincial Budget Officer

Approved:

**CASIMIRO A. YNARES III, M. D.**  
Governor

Republic of the Philippines  
PROVINCE OF RIZAL



**PROGRAM APPROPRIATION AND OBLIGATION BY OBJECT**

Office/Department : **Provincial Governor (YNARES SPORTS ARENA)** **3361 (2)**  
 Function : Economic Services  
 Project/Activity : Operation of Sports Center  
 Fund/Special Account : General Fund/Sports Center (11)

| Object of Expenditures<br>(1)   | Account<br>Code<br>(2) | Past<br>Year 2009<br>(Actual)<br>(3) | Current<br>Year 2010<br>(Estimate)<br>(4) | Budget<br>Year 2011<br>(Estimate)<br>(5) |
|---|------------------------|--------------------------------------|---|--|
| <b>1.0 Current Operating Expenditures</b>                               |                        |                                      |   |  |
| <i>1.2 Maint. &amp; Other Operating Expenses</i>                        |                        |                                      |   |  |
| Travelling Expenses-Local   | 751                    | 5,550.00                             | 37,200.00                                 | 52,600.00                                |
| Training Expenses   | 753                    |                                      | 50,600.00                                 |  |
| Office Supplies Expenses  | 755                    | 46,645.50                            | 80,000.00                                 | 50,000.00                                |
| Gasoline, Oil and Lub. Expense  | 761                    | 10,296.00                            | 63,000.00                                 | 599,400.00                               |
| Other Supplies Expenses   | 765                    | 94,232.00                            | 170,000.00                                | 300,000.00                               |
| Water Expenses  | 766                    | 167,672.72                           | 174,000.00                                | 250,000.00                               |
| Electricity Expenses  | 767                    | 3,193,137.10                         | 3,300,000.00                              | 6,725,000.00                             |
| Telephone Expenses-Landline   | 772                    | 18,640.81                            | 72,000.00                                 | 48,000.00                                |
| Internet Expenses   | 774                    |                                      | 58,320.00                                 |  |
| Rent Expenses   | 782                    |                                      | 150,000.00                                | 150,000.00                               |
| Rep. & Maint. - Office Buildings  | 811                    |                                      | 400,000.00                                | 645,000.00                               |
| Rep. & Maint. - Other Structures  | 815                    |                                      | 40,000.00                                 | 60,000.00                                |
| Rep. & Maint. - Office Equipment  | 821                    |                                      | 50,000.00                                 | 55,000.00                                |
| Rep. & Maint. - Furniture & Fixtures                                    | 822                    |                                      | 20,000.00                                 | 25,000.00                                |
| Rep. & Maint. - Tech. & Scientific Equipt.                              | 836                    |                                      | 50,000.00                                 | 60,000.00                                |
| Rep. & Maint. - Other Mach. & Equipt.                                   | 840                    |                                      | 60,000.00                                 | 85,000.00                                |
| Rep. & Maint. - Motor Vehicles  | 841                    |                                      | 60,000.00                                 | 75,000.00                                |
| Rep. & Maint. - Other PPE   | 850                    | 13,350.00                            | 150,000.00                                | 150,000.00                               |
| Rep. & Maint. - Parks, Plazas & Monument                                | 852                    |                                      | 300,000.00                                | 300,000.00                               |
| Rep. & Maint. - Artesian Wells, Resv.,<br>Pumping Stations and Conduits | 854                    |                                      | 20,000.00                                 |  |
| Subsidy to Other Funds  | 877                    |                                      |   |  |
| Insurance Expenses  | 893                    |                                      | 800,000.00                                | 800,000.00                               |
| <b>Total Maintenance &amp; Other<br/>Operating Expenses</b>             |                        | <b>3,549,524.13</b>                  | <b>6,105,120.00</b>                       | <b>10,430,000.00</b>                     |
| <b>2.0 Capital Outlays</b>  |                        |                                      |   |  |
| <b>Property, Plant and Equipment</b>                                    |                        |                                      |   |  |
| IT Equipment & Software   | 223                    | 55,000.00                            | 80,000.00                                 | 65,000.00                                |
| Communication Equipment   | 229                    |                                      |   | 105,000.00                               |
| Technical & Scientific Equipment  | 236                    | 27,550.00                            | 80,000.00                                 |  |
| Other Property, Plant & Equipment                                       | 250                    |                                      | 734,000.00                                | 400,000.00                               |
| <b>Total Capital Outlay</b>   |                        | <b>82,550.00</b>                     | <b>894,000.00</b>                         | <b>570,000.00</b>                        |
| <b>TOTAL APPROPRIATIONS</b>   |                        | <b>3,632,074.13</b>                  | <b>6,999,120.00</b>                       | <b>11,000,000.00</b>                     |

Prepared by:

Reviewed by:

Approved:

**RUSSEL GUILLER C. YNARES**  
Provincial Administrator

**PRISCILLA R. PADUA**  
Provincial Budget Officer

**CASIMIRO A. YNARES III, M. D.**  
Governor

Republic of the Philippines  
PROVINCE OF RIZAL

**PROGRAM APPROPRIATION AND OBLIGATION BY OBJECT**

Office/Department : **PROVINCIAL TREASURER** 1091  
 Function : General Public Services  
 Project/Activity : Treasury Services  
 Fund/Special Account : General Fund

| Object of Expenditures<br>(1)                           | Account<br>Code<br>(2) | Past<br>Year 2010<br>(Actual)<br>(3) | Current<br>Year 2011<br>(Estimate)<br>(4) | Budget<br>Year 2012<br>(Proposed)<br>(5) |
|---|------------------------|--------------------------------------|---|--|
| <b>1.0 Current Operating Expenditures</b>               |                        |                                      |   |  |
| <i>1.1 Personal Services</i>                            |                        |                                      |   |  |
| Salaries and Wages-Regular                              | 701                    | 12,870,899.62                        | 14,526,432.90                             | 15,735,820.25                            |
| Personnel Eco. Relief Allowance                         | 711                    | 1,681,298.64                         | 1,704,000.00                              | 1,680,000.00                             |
| Representation Allowance                                | 713                    | 141,600.00                           | 144,000.00                                | 144,000.00                               |
| Transportation Allowance                                | 714                    | 66,000.00                            | 66,000.00                                 | 66,000.00                                |
| Clothing/Uniform Allowance                              | 715                    | 276,000.00                           | 284,000.00                                | 280,000.00                               |
| Productivity Incentive Allowance                        | 717                    | 130,000.00                           | 142,000.00                                | 140,000.00                               |
| Other Bonuses & Allowances                              | 719                    |                                      | 207,000.00                                |  |
| Overtime & Night Pay                                    | 723                    | 55,901.26                            |   |  |
| Cash Gift   | 724                    | 354,000.00                           | 355,000.00                                | 350,000.00                               |
| Year-End Bonus  | 725                    | 1,082,079.40                         | 1,213,162.00                              | 1,315,498.00                             |
| Life & Ret. Ins. Contributions                          | 731                    | 1,549,726.44                         | 1,745,912.16                              | 1,894,317.12                             |
| PAG-IBIG Contributions                                  | 732                    | 84,400.00                            | 85,200.00                                 | 84,000.00                                |
| PHILHEALTH Contributions                                | 733                    | 155,225.00                           | 169,975.00                                | 180,750.00                               |
| ECC Contributions                                       | 734                    | 82,927.20                            | 84,930.00                                 | 83,985.12                                |
| Retirement Benefits-Civilian                            | 740                    |                                      | 535,087.47                                | 725,040.16                               |
| Terminal Leave Benefits                                 | 742                    | 101,831.16                           | 111,467.09                                | 913,834.00                               |
| Other Personnel Benefits                                | 749                    | 1,551,891.06                         | 182.88                                    | 197.52                                   |
| <b>Total Personal Services</b>                          |                        | <b>20,183,779.78</b>                 | <b>21,374,349.50</b>                      | <b>23,593,442.17</b>                     |
| <i>1.2 Maint. &amp; Other Operating Expenses</i>        |                        |                                      |   |  |
| Travelling Expenses-Local                               | 751                    | 170,220.00                           | 170,500.00                                | 170,500.00                               |
| Training Expenses                                       | 753                    | 19,190.00                            | 60,000.00                                 | 60,000.00                                |
| Office Supplies Expenses                                | 755                    | 168,435.76                           | 280,235.08                                | 168,435.76                               |
| Accountable Forms Expenses                              | 756                    | 699,170.00                           | 700,000.00                                | 700,000.00                               |
| Gasoline, Oil and Lub. Expense                          | 761                    | 78,000.00                            | 88,000.00                                 | 93,000.00                                |
| Other Supplies Expenses                                 | 765                    | 172,918.00                           | 150,000.00                                | 100,000.00                               |
| Postage and Deliveries                                  | 771                    | 39,855.00                            | 66,000.00                                 | 55,000.00                                |
| R & M -Office Equipment                                 | 821                    |                                      | 15,000.00                                 | 15,000.00                                |
| R & M -IT Equipmt. & Software                           | 823                    | 680.00                               | 50,000.00                                 | 40,000.00                                |
| R & M -Motor Vehicles                                   | 841                    | 16,195.00                            | 20,000.00                                 | 20,000.00                                |
| R & M -Other Property, Plant & Equipment                | 850                    |                                      | 5,000.00                                  | 5,000.00                                 |
| Taxes, Duties & Licenses                                | 891                    | 39,877.08                            | 1,095,000.00                              | 1,000,000.00                             |
| Fidelity Bond Premiums                                  | 892                    | 96,412.50                            | 160,000.00                                | 100,000.00                               |
| Insurance Expenses                                      | 893                    |                                      | 5,000.00                                  | 5,000.00                                 |
| Other Maint. & Operating Expenses                       | 969                    | 165,308.76                           | 570,000.00                                | 350,000.00                               |
| <b>Total Maintenance &amp; Other Operating Expenses</b> |                        | <b>1,666,262.10</b>                  | <b>3,434,735.08</b>                       | <b>2,881,935.76</b>                      |
| <b>2.0 Capital Outlays</b>                              |                        |                                      |   |  |
| <b>Property, Plant and Equipment</b>                    |                        |                                      |   |  |
| Office Equipment  | 221                    | 14,500.00                            | 21,000.00                                 | 21,000.00                                |
| Furniture & Fixtures                                    | 222                    |                                      | 2,000.00                                  | 35,000.00                                |
| IT Equipment & Software                                 | 223                    | 119,230.00                           | 188,000.00                                | 231,000.00                               |
| Library Books   | 224                    |                                      | 2,000.00                                  | 2,000.00                                 |
| Other Property, Plant & Equipment                       | 250                    | 4,950.00                             | 2,000.00                                  | 2,000.00                                 |
| <b>Total Capital Outlay</b>                             |                        | <b>138,680.00</b>                    | <b>215,000.00</b>                         | <b>291,000.00</b>                        |
| <b>3.0 Financial Expenses</b>                           |                        |                                      |   |  |
| Bank Charges  | 971                    | 33,650.00                            | 50,000.00                                 | 50,000.00                                |
| Documentary Stamp Expenses                              | 974                    |                                      | 70,000.00                                 | 110,000.00                               |
| <b>Total Financial Expenses</b>                         |                        | <b>33,650.00</b>                     | <b>120,000.00</b>                         | <b>160,000.00</b>                        |
| <b>TOTAL APPROPRIATIONS</b>                             |                        | <b>22,022,371.88</b>                 | <b>25,144,084.58</b>                      | <b>26,926,377.93</b>                     |

(Sgd) Prepared by:

(Sgd) Reviewed by:

(Sgd) Approved:

**MA. THERESA E. LASQUETY**  
Provincial Treasurer

**PRISCILLA R. PADUA**  
Provincial Budget Officer

**CASIMIRO A. YNARES III, M. D.**  
Governor

Republic of the Philippines  
PROVINCE OF RIZAL

**PROGRAM APPROPRIATION AND OBLIGATION BY OBJECT**

Office/Department : **Provincial Auditor's Office**  
 Function : General Public Services  
 Project/Activity : Auditing Services  
 Fund/Special Account : General Fund

1111

| Object of Expenditures<br>(1)                           | Account<br>Code<br>(2) | Past<br>Year 2010<br>(Actual)<br>(3) | Current<br>Year 2011<br>(Estimate)<br>(4) | Budget<br>Year 2012<br>(Proposed)<br>(5) |
|---|------------------------|--------------------------------------|---|--|
| <b>1.0 Current Operating Expenditures</b>               |                        |                                      |   |  |
| <i>1.1 Maint. &amp; Other Operating Expenses</i>        |                        |                                      |   |  |
| Travelling Expenses-Local                               | 751                    | 8,300.00                             | 56,000.00                                 | 56,000.00                                |
| Training Expenses                                       | 753                    | 6,200.00                             | 45,000.00                                 | 45,000.00                                |
| Office Supplies Expenses                                | 755                    | 163,964.00                           | 120,000.00                                | 120,000.00                               |
| Gasoline, Oil and Lub. Expense                          | 761                    | 77,041.01                            | 88,000.00                                 | 93,000.00                                |
| Other Supplies Expenses                                 | 765                    |                                      | 9,000.00                                  | 2,000.00                                 |
| R & M -Office Equipment                                 | 821                    |                                      | 5,000.00                                  | 5,000.00                                 |
| R & M -IT Equipt. & Software                            | 823                    |                                      | 9,000.00                                  | 9,000.00                                 |
| R & M -Motor Vehicles                                   | 841                    | 21,465.00                            | 25,000.00                                 | <b>20,000.00</b>                         |
| <b>Total Maintenance &amp; Other Operating Expenses</b> |                        | <b><u>276,970.01</u></b>             | <b><u>357,000.00</u></b>                  | <b><u>350,000.00</u></b>                 |
| <b>2.0 Capital Outlays</b>                              |                        |                                      |   |  |
| <b>Property, Plant and Equipment</b>                    |                        |                                      |   |  |
| Office Equipment  | 221                    | 68,200.00                            |   |  |
| IT Equipment & Software                                 | 223                    |                                      | 45,000.00                                 | 45,000.00                                |
| Library Books   | 224                    |                                      | 5,000.00                                  | 5,000.00                                 |
| <b>Total Capital Outlay</b>                             |                        | <b><u>68,200.00</u></b>              | <b><u>50,000.00</u></b>                   | <b><u>50,000.00</u></b>                  |
| <b>TOTAL APPROPRIATIONS</b>                             |                        | <b><u>345,170.01</u></b>             | <b><u>407,000.00</u></b>                  | <b><u>400,000.00</u></b>                 |

(Sgd)Prepared by:

**ANTONIO B. BACOLCOL**  
Department Head

(Sgd) Reviewed by:

**PRISCILLA R. PADUA**  
Provincial Budget Officer

(Sgd) Approved:

**CASIMIRO A. YNARES III, M. D.**  
Governor

Republic of the Philippines  
PROVINCE OF RIZAL

**PROGRAM APPROPRIATION AND OBLIGATION BY OBJECT**

Office/Department : **PROVINCIAL LEGAL OFFICE** 1131  
 Function : General Public Services  
 Project/Activity : Legal Services  
 Fund/Special Account : General Fund

| Object of Expenditures<br>(1)                           | Account<br>Code<br>(2) | Past<br>Year 2010<br>(Actual)<br>(3) | Current<br>Year 2011<br>(Estimate)<br>(4) | Budget<br>Year 2012<br>(Proposed)<br>(5) |
|---|------------------------|--------------------------------------|---|--|
| <b>1.0 Current Operating Expenditures</b>               |                        |                                      |   |  |
| <i>1.1 Personal Services</i>                            |                        |                                      |   |  |
| Salaries and Wages-Regular                              | 701                    | 3,291,234.56                         | 3,922,247.11                              | 4,459,928.14                             |
| Personnel Eco. Relief Allowance                         | 711                    | 301,895.67                           | 312,000.00                                | 312,000.00                               |
| Representation Allowance                                | 713                    | 135,300.00                           | 144,000.00                                | 144,000.00                               |
| Transportation Allowance                                | 714                    | 66,000.00                            | 66,000.00                                 | 66,000.00                                |
| Clothing/Uniform Allowance                              | 715                    | 52,000.00                            | 52,000.00                                 | 52,000.00                                |
| Productivity Incentive Allowance                        | 717                    | 26,000.00                            | 26,000.00                                 | 26,000.00                                |
| Other Bonuses & Allowances                              | 719                    |                                      | 36,000.00                                 |  |
| Cash Gift   | 724                    | 62,500.00                            | 65,000.00                                 | 65,000.00                                |
| Year-End Bonus  | 725                    | 275,740.00                           | 328,377.00                                | 372,075.00                               |
| Life & Ret. Ins. Contributions                          | 731                    | 395,564.88                           | 472,862.88                                | 535,788.00                               |
| PAG-IBIG Contributions                                  | 732                    | 15,100.00                            | 15,600.00                                 | 15,600.00                                |
| PHILHEALTH Contributions                                | 733                    | 39,487.50                            | 43,200.00                                 | 44,850.00                                |
| ECC Contributions                                       | 734                    | 15,073.60                            | 15,600.00                                 | 15,600.00                                |
| Retirement Benefits-Civilian                            | 740                    |                                      | 113,325.91                                |  |
| Other Personnel Benefits                                | 749                    | 288,849.33                           |   |  |
| <b>Total Personal Services</b>                          |                        | <b>4,964,745.54</b>                  | <b>5,612,212.90</b>                       | <b>6,108,841.14</b>                      |
| <i>1.2 Maint. &amp; Other Operating Expenses</i>        |                        |                                      |   |  |
| Travelling Expenses-Local                               | 751                    | 2,410.00                             | 35,000.00                                 | 35,000.00                                |
| Training Expenses                                       | 753                    | 16,200.00                            | 80,000.00                                 | 58,000.00                                |
| Office Supplies Expenses                                | 755                    | 15,860.55                            | 30,000.00                                 | 16,000.00                                |
| Gasoline, Oil and Lub. Expense                          | 761                    | 179,262.77                           | 205,000.00                                | 219,000.00                               |
| Postage and Deliveries                                  | 771                    | 3,750.00                             | 5,000.00                                  | 5,000.00                                 |
| Subscription Expenses                                   | 786                    |                                      | 20,000.00                                 | 20,000.00                                |
| R & M -Furniture & Fixtures                             | 822                    |                                      | 5,000.00                                  | 5,000.00                                 |
| R & M -IT Equipt. & Software                            | 823                    |                                      | 20,000.00                                 | 20,000.00                                |
| R & M -Motor Vehicles                                   | 841                    | 65,512.00                            | 65,000.00                                 | 60,000.00                                |
| Other Maint. & Operating Expenses                       | 969                    |                                      | 40,000.00                                 | 40,000.00                                |
| <b>Total Maintenance &amp; Other Operating Expenses</b> |                        | <b>282,995.32</b>                    | <b>505,000.00</b>                         | <b>478,000.00</b>                        |
| <b>2.0 Capital Outlays</b>                              |                        |                                      |   |  |
| <b>Property, Plant and Equipment</b>                    |                        |                                      |   |  |
| IT Equipment & Software                                 | 223                    | 95,000.00                            |   |  |
| <b>Total Capital Outlay</b>                             |                        | <b>95,000.00</b>                     | <b>-</b>                                  | <b>-</b>                                 |
| Other Financial Charges                                 | 979                    |                                      |   | 20,000.00                                |
| <b>Total Financial Expenses</b>                         |                        | <b>-</b>                             | <b>-</b>                                  | <b>20,000.00</b>                         |
| <b>TOTAL APPROPRIATIONS</b>                             |                        | <b>5,342,740.86</b>                  | <b>6,117,212.90</b>                       | <b>6,606,841.14</b>                      |

(Sgd) Prepared by:

(Sgd) Reviewed by:

(Sgd) Approved:

**ATTY. ROLANDO P. RIVERA**  
Provincial Legal Officer

**PRISCILLA R. PADUA**  
Provincial Budget Officer

**CASIMIRO A. YNARES III, M. D.**  
Governor



Republic of the Philippines  
PROVINCE OF RIZAL



**PROGRAM APPROPRIATION AND OBLIGATION BY OBJECT**

Office/Department : **Provincial Governor (Ynares Center)** **3361 (1)**  
 Function : Economic Services  
 Project/Activity : Operation of Sports Center  
 Fund/Special Account : General Fund/Sports Center (11)

| Object of Expenditures<br>(1)  | Account<br>Code<br>(2) | Past<br>Year 2009<br>(Actual)<br>(3) | Current<br>Year 2010<br>(Estimate)<br>(4) | Budget<br>Year 2011<br>(Estimate)<br>(5) |
|--|------------------------|--------------------------------------|---|--|
| <b>1.0 Current Operating Expenditures</b>                                      |                        |                                      |   |  |
| <i>1.2 Maint. &amp; Other Operating Expenses</i>                               |                        |                                      |   |  |
| Travelling Expenses-Local  | 751                    |                                      |   | 30,000.00                                |
| Office Supplies Expenses   | 755                    | 55,681.50                            | 30,220.95                                 | 40,000.00                                |
| Gasoline, Oil and Lub. Expense   | 761                    | 244,467.51                           | 400,000.00                                | 544,000.00                               |
| Other Supplies Expenses  | 765                    | 173,156.00                           | 150,000.00                                | 200,000.00                               |
| Electricity Expenses   | 767                    | 6,863,328.34                         | 6,500,000.00                              | 6,500,000.00                             |
| Telephone Expenses-Landline  | 772                    | 92,706.72                            | 120,000.00                                | 120,000.00                               |
| Rep. & Maint. - Office Buildings   | 811                    | 170,578.25                           | 510,000.00                                | 710,000.00                               |
| Rep. & Maint. - Other Structures   | 815                    | 434,160.44                           | 295,000.00                                | 250,000.00                               |
| Rep. & Maint. - Office Equipment   | 821                    |                                      | 5,000.00                                  | 5,000.00                                 |
| Rep. & Maint. - Furniture & Fixtures   | 822                    | 13,591.00                            | 5,000.00                                  | 5,000.00                                 |
| Rep. & Maint. - IT Equipt. & Software  | 823                    |                                      | 5,000.00                                  | 5,000.00                                 |
| Rep. & Maint. - Communication Equipt.  | 829                    |                                      | 5,000.00                                  | 5,000.00                                 |
| Rep. & Maint. - Firefighting Equipment<br>& Accessories                        | 831                    |                                      |   | 15,000.00                                |
| Rep. & Maint. - Tech. & Scientific Equipt.                                     | 836                    |                                      | 5,000.00                                  | 5,000.00                                 |
| Rep. & Maint. - Other Mach. & Equipt.  | 840                    | 95,430.00                            | 150,000.00                                | 150,000.00                               |
| Rep. & Maint. - Motor Vehicles   | 841                    | 195,479.00                           | 190,000.00                                | 190,000.00                               |
| Rep. & Maint. - Parks, Plazas & Monuments                                      | 852                    | 9,739.00                             | 30,000.00                                 | 30,000.00                                |
| Rep. & Maint. - Artesian Wells,<br>Reservoir, Pumping Stations<br>and Conduits | 854                    | 49,671.00                            | 75,000.00                                 | 75,000.00                                |
| Insurance Expenses   | 893                    | 483,715.13                           | 600,000.00                                | 690,000.00                               |
| Other Maint. & Operating Expenses  | 969                    | 4,500.00                             | 40,000.00                                 | 40,000.00                                |
| <b>Total Maintenance &amp; Other<br/>Operating Expenses</b>                    |                        | <b>8,886,203.89</b>                  | <b>9,115,220.95</b>                       | <b>9,609,000.00</b>                      |
| <b>2.0 Capital Outlays</b>   |                        |                                      |   |  |
| <b>Property, Plant and Equipment</b>   |                        |                                      |   |  |
| IT Equipment & Software  | 223                    | 40,146.00                            |   |  |
| Technical & Scientific Equipment   | 236                    |                                      |   |  |
| Other Machineries & Equipment  | 240                    | 8,950.00                             | 100,000.00                                |  |
| Other Property, Plant & Equipment  | 250                    |                                      | 150,000.00                                |  |
| <b>Total Capital Outlay</b>  |                        | <b>49,096.00</b>                     | <b>250,000.00</b>                         | <b>-</b>                                 |
| <b>TOTAL APPROPRIATIONS</b>  |                        | <b>8,935,299.89</b>                  | <b>9,365,220.95</b>                       | <b>9,609,000.00</b>                      |

Prepared by:

Reviewed by:

Approved:

**JAMES R. O'HARA**  
 OIC-Administrator, YC

**PRISCILLA R. PADUA**  
 Provincial Budget Officer

**CASIMIRO A. YNARES III, M. D.**  
 Governor

Republic of the Philippines  
PROVINCE OF RIZAL



**PROGRAM APPROPRIATION AND OBLIGATION BY OBJECT**

Office/Department : **PROVINCIAL ENGINEER** **8751**  
 Function : Economic Services  
 Project/Activity : Engineering Services  
 Fund/Special Account : General Fund

| Object of Expenditures | Account Code | Past Year 2009 (Actual) | Current Year 2010 (Estimate) | Budget Year 2011 (Estimate) |
|------------------------|--------------|-------------------------|------------------------------|-----------------------------|
| (1)                    | (2)          | (3)                     | (4)                          | (5)                         |

**LUISITO G. MUNSOD**  
Provincial Engineer

**PRISCILLA R. PADUA**  
Provincial Budget Officer

**CASIMIRO A. YNARES III, M. D.**  
Governor

Republic of the Philippines  
PROVINCE OF RIZAL



**PROGRAM APPROPRIATION AND OBLIGATION BY OBJECT**

Office/Department : **PROVINCIAL VETERINARIAN**  
Function : Economic Services  
Project/Activity : Veterinary Services  
Fund/Special Account : General Fund

**8721**

| Object of Expenditures<br>(1) | Account Code<br>(2) | Past<br>Year 2009<br>(Actual)<br>(3) | Current<br>Year 2010<br>(Estimate)<br>(4) | Budget<br>Year 2011<br>(Estimate)<br>(5) |
|-------------------------------|---------------------|--------------------------------------|---|--|
|-------------------------------|---------------------|--------------------------------------|---|--|

**REYNALDO L. BONITA**  
Provincial Veterinarian

**PRISCILLA R. PADUA**  
Provincial Budget Officer

**CASIMIRO A. YNARES III, M. D.**  
Governor

Republic of the Philippines  
PROVINCE OF RIZAL



## PROGRAM APPROPRIATION AND OBLIGATION BY OBJECT

Office/Department : **PROVINCIAL AGRICULTURIST** 8711  
 Function : Economic Services  
 Project/Activity : Agricultural Services  
 Fund/Special Account : General Fund

| Object of Expenditures<br>(1)                               | Account<br>Code<br>(2) | Past<br>Year 2009<br>(Actual)<br>(3) | Current<br>Year 2010<br>(Estimate)<br>(4) | Budget<br>Year 2011<br>(Estimate)<br>(5) |
|---|------------------------|--------------------------------------|---|--|
| <b>1.0 Current Operating Expenditures</b>                   |                        |                                      |   |  |
| <i>1.1 Personal Services</i>                                |                        |                                      |   |  |
| Salaries and Wages-Regular                                  | 701                    | 10,213,749.53                        | 12,300,655.72                             | 13,597,907.63                            |
| Personnel Eco. Relief Allowance                             | 711                    | 417,652.45                           | 1,848,000.00                              | 1,848,000.00                             |
| Additional Compensation                                     | 712                    | 1,252,957.36                         |   |  |
| Representation Allowance                                    | 713                    | 63,900.00                            | 141,600.00                                | 144,000.00                               |
| Transportation Allowance                                    | 714                    |                                      | 141,600.00                                | 66,000.00                                |
| Clothing/Uniform Allowance                                  | 715                    | 288,000.00                           | 308,000.00                                | 308,000.00                               |
| Productivity Incentive Allowance                            | 717                    | 142,000.00                           | 154,000.00                                | 154,000.00                               |
| Cash Gift   | 724                    | 345,000.00                           | 385,000.00                                | 385,000.00                               |
| Year-End Bonus  | 725                    | 850,119.50                           | 1,027,391.00                              | 1,135,556.00                             |
| Life & Ret. Ins. Contributions                              | 731                    | 1,237,622.64                         | 1,479,443.04                              | 1,635,200.64                             |
| PAG-IBIG Contributions                                      | 732                    | 84,300.00                            | 92,400.00                                 | 92,400.00                                |
| PHILHEALTH Contributions                                    | 733                    | 123,350.00                           | 147,150.00                                | 160,500.00                               |
| ECC Contributions   | 734                    | 76,844.93                            | 85,382.28                                 | 87,736.92                                |
| Retirement Benefits-Civilian                                | 740                    |                                      | 1,031,552.83                              |  |
| Terminal Leave Benefits                                     | 742                    |                                      | 950,111.24                                | 191,272.07                               |
| Other Personnel Benefits                                    | 749                    | 690,333.78                           | 7,759.17                                  | 8,430.00                                 |
| <b>Total Personal Services</b>                              |                        | <b>15,785,830.19</b>                 | <b>20,100,045.28</b>                      | <b>19,814,003.26</b>                     |
| <i>1.2 Maint. &amp; Other Operating Expenses</i>            |                        |                                      |   |  |
| Travelling Expenses-Local                                   | 751                    | 163,720.00                           | 200,400.00                                | 192,000.00                               |
| Training Expenses   | 753                    | 7,020.00                             | 15,000.00                                 | 15,000.00                                |
| Office Supplies Expenses                                    | 755                    | 50,926.05                            | 13,890.00                                 | 50,926.05                                |
| Gasoline, Oil and Lub. Expense                              | 761                    | 195,214.72                           | 505,200.00                                | 514,920.00                               |
| Agricultural Supplies Expense                               | 762                    | 99,970.00                            | 250,000.00                                | 210,000.00                               |
| Other Supplies Expenses                                     | 765                    | 105,100.00                           | 50,000.00                                 | 50,000.00                                |
| Telephone Expenses-Landline                                 | 772                    | 16,055.25                            |   |  |
| Rep. & Maint. - Office Equipment                            | 821                    |                                      | 10,000.00                                 | 10,000.00                                |
| Rep. & Maint. - IT Equipt. & Software                       | 823                    |                                      | 10,000.00                                 | 10,000.00                                |
| Rep. & Maint. - Other Mach. & Equipt.                       | 840                    |                                      | 30,000.00                                 | 20,000.00                                |
| Rep. & Maint. - Motor Vehicles                              | 841                    | 53,790.00                            | 60,000.00                                 | 60,000.00                                |
| Other Maint. & Operating Expenses                           | 969                    | 9,194.00                             | 70,000.00                                 | 41,150.69                                |
| <b>Total Maintenance &amp; Other<br/>Operating Expenses</b> |                        | <b>700,990.02</b>                    | <b>1,214,490.00</b>                       | <b>1,173,996.74</b>                      |
| <b>2.0 Capital Outlays</b>                                  |                        |                                      |   |  |
| <b>Property, Plant and Equipment</b>                        |                        |                                      |   |  |
| IT Equipment & Software                                     | 223                    | 131,800.00                           |   | 50,000.00                                |
| Agricultural, Fishery & Forestry<br>Equipment               | 227                    |                                      | 755,000.00                                | 562,000.00                               |
| <b>Total Capital Outlay</b>                                 |                        | <b>131,800.00</b>                    | <b>755,000.00</b>                         | <b>612,000.00</b>                        |
| <b>TOTAL APPROPRIATIONS</b>                                 |                        | <b>16,618,620.21</b>                 | <b>22,069,535.28</b>                      | <b>21,600,000.00</b>                     |

Prepared by:

Reviewed by:

Approved:

Republic of the Philippines  
 PROVINCE OF RIZAL



**PROGRAM APPROPRIATION AND OBLIGATION BY OBJECT**

Office/Department : **PROVINCIAL AGRICULTURIST** **8711**  
 Function : Economic Services  
 Project/Activity : Agricultural Services  
 Fund/Special Account : General Fund

| Object of Expenditures<br><br>(1) | Account Code<br><br>(2) | Past Year 2009 (Actual)<br><br>(3) | Current Year 2010 (Estimate)<br><br>(4) | Budget Year 2011 (Estimate)<br><br>(5) |
|-----------------------------------|-------------------------|------------------------------------|---|--|
|-----------------------------------|-------------------------|------------------------------------|---|--|

**REYNALDO L. BONITA**  
 OIC, Provincial Agriculturist

**PRISCILLA R. PADUA**  
 Provincial Budget Officer

**CASIMIRO A. YNARES III, M. D.**  
 Governor

| <b>ECONOMIC SERVICES</b>                         |     |                      |                     |                      |                   |                      |                          |                            |                          |                      |
|--|-----|----------------------|---------------------|----------------------|-------------------|----------------------|--------------------------|----------------------------|--------------------------|----------------------|
| <b>CY 2011</b>                                   |     |                      |                     |                      |                   |                      |                          |                            |                          |                      |
|  |     | Agri<br>8711         | VET<br>8721         | PEO<br>8751          | PEO<br>(Infra-ES) | SUB-TOTAL<br>(01)    | Ynares Center<br>3361(1) | Y. Sports Arena<br>3361(2) | SUB-TOTAL<br>Sports (11) | TOTAL<br>(ECONOMIC)  |
| <b>1.0 Current Operating Expenditures</b>        |     |                      |                     |                      |                   |                      |                          |                            |                          |                      |
| <i>1.1 Personal Services</i>                     |     |                      |                     |                      |                   |                      |                          |                            |                          |                      |
| Salaries and Wages-Regular                       | 701 | 13,597,907.63        | 5,996,195.82        | 23,670,713.91        |                   | 43,264,817.36        | -                        | -                          | -                        | 43,264,817.36        |
| Personnel Eco. Relief Allowance                  | 711 | 1,848,000.00         | 696,000.00          | 3,216,000.00         |                   | 5,760,000.00         | -                        | -                          | -                        | 5,760,000.00         |
| Representation Allowance                         | 713 | 144,000.00           | 78,000.00           | 144,000.00           |                   | 366,000.00           | -                        | -                          | -                        | 366,000.00           |
| Transportation Allowance                         | 714 | 66,000.00            | 78,000.00           | 66,000.00            |                   | 210,000.00           | -                        | -                          | -                        | 210,000.00           |
| Clothing/Uniform Allowance                       | 715 | 308,000.00           | 116,000.00          | 536,000.00           |                   | 960,000.00           | -                        | -                          | -                        | 960,000.00           |
| Productivity Incentive Allowance                 | 717 | 154,000.00           | 58,000.00           | 268,000.00           |                   | 480,000.00           | -                        | -                          | -                        | 480,000.00           |
| Cash Gift  | 724 | 385,000.00           | 145,000.00          | 670,000.00           |                   | 1,200,000.00         | -                        | -                          | -                        | 1,200,000.00         |
| Year-End Bonus                                   | 725 | 1,135,556.00         | 500,979.00          | 1,976,035.00         |                   | 3,612,570.00         | -                        | -                          | -                        | 3,612,570.00         |
| Life & Ret. Ins. Contributions                   | 731 | 1,635,200.64         | 721,409.76          | 2,845,490.40         |                   | 5,202,100.80         | -                        | -                          | -                        | 5,202,100.80         |
| PAG-IBIG Contributions                           | 732 | 92,400.00            | 34,800.00           | 160,800.00           |                   | 288,000.00           | -                        | -                          | -                        | 288,000.00           |
| PHILHEALTH Contributions                         | 733 | 160,500.00           | 69,450.00           | 277,650.00           |                   | 507,600.00           | -                        | -                          | -                        | 507,600.00           |
| ECC Contributions                                | 734 | 87,736.92            | 34,440.84           | 155,702.76           |                   | 277,880.52           | -                        | -                          | -                        | 277,880.52           |
| Terminal Leave Benefits                          | 742 | 191,272.07           | -                   | 207,220.23           |                   | 398,492.30           | -                        | -                          | -                        | 398,492.30           |
| Other Personnel Benefits                         | 749 | 8,430.00             | 1,030.91            | 21,126.52            |                   | 30,587.43            | -                        | -                          | -                        | 30,587.43            |
| <b>Total Personal Services</b>                   |     | <b>19,814,003.26</b> | <b>8,529,306.33</b> | <b>34,214,738.82</b> | <b>-</b>          | <b>62,558,048.41</b> | <b>-</b>                 | <b>-</b>                   | <b>-</b>                 | <b>62,558,048.41</b> |
| <i>1.2 Maint. &amp; Other Operating Expenses</i> |     |                      |                     |                      |                   |                      |                          |                            |                          |                      |
| Travelling Expenses-Local                        | 751 | 192,000.00           | 158,000.00          | 167,000.00           |                   | 517,000.00           | 30,000.00                | 52,600.00                  | 82,600.00                | 599,600.00           |
| Training Expenses                                | 753 | 15,000.00            | 20,000.00           | 15,000.00            |                   | 50,000.00            | -                        | -                          | -                        | 50,000.00            |
| Office Supplies Expenses                         | 755 | 50,926.05            | 9,500.00            | 270,000.00           |                   | 330,426.05           | 40,000.00                | 50,000.00                  | 90,000.00                | 420,426.05           |
| Animal/Zoological Supplies Expenses              | 757 | -                    | 100,000.00          | -                    |                   | 100,000.00           | -                        | -                          | -                        | 100,000.00           |
| Drugs & Medicines Expenses                       | 759 | -                    | 20,000.00           | -                    |                   | 20,000.00            | -                        | -                          | -                        | 20,000.00            |
| Med., Dental, & Lab. Supplies Exp.               | 760 | -                    | 11,500.00           | -                    |                   | 11,500.00            | -                        | -                          | -                        | 11,500.00            |
| Gasoline, Oil and Lub. Expense                   | 761 | 514,920.00           | 141,000.00          | 1,518,000.00         |                   | 2,173,920.00         | 544,000.00               | 599,400.00                 | 1,143,400.00             | 3,317,320.00         |
| Agricultural Supplies Expense                    | 762 | 210,000.00           | -                   | -                    |                   | 210,000.00           | -                        | -                          | -                        | 210,000.00           |
| Other Supplies Expenses                          | 765 | 50,000.00            | 20,000.00           | 12,000.00            |                   | 82,000.00            | 200,000.00               | 300,000.00                 | 500,000.00               | 582,000.00           |
| Water Expenses                                   | 766 | -                    | -                   | -                    |                   | -                    | 6,500,000.00             | 6,725,000.00               | 13,225,000.00            | 250,000.00           |
| Electricity Expenses                             | 767 | -                    | -                   | -                    |                   | -                    | -                        | -                          | -                        | 13,225,000.00        |
| Postage and Deliveries                           | 771 | -                    | -                   | 1,261.18             |                   | 1,261.18             | 120,000.00               | 48,000.00                  | 168,000.00               | 1,261.18             |
| Telephone Expenses-Landline                      | 772 | -                    | -                   | -                    |                   | -                    | -                        | -                          | -                        | 168,000.00           |
| Printing & Binding Expenses                      | 781 | -                    | 10,000.00           | 100,000.00           |                   | 110,000.00           | -                        | -                          | -                        | 110,000.00           |
| Rent Expenses                                    | 782 | -                    | -                   | -                    |                   | -                    | -                        | -                          | -                        | 150,000.00           |
| Rep. & Maint. - Office Buildings                 | 811 | -                    | -                   | -                    |                   | -                    | 710,000.00               | 150,000.00                 | 150,000.00               | 1,355,000.00         |
| Rep. & Maint. - Other Structures                 | 815 | -                    | -                   | -                    |                   | -                    | 250,000.00               | 60,000.00                  | 310,000.00               | 310,000.00           |
| Rep. & Maint. - Office Equipment                 | 821 | 10,000.00            | 10,000.00           | 12,000.00            |                   | 32,000.00            | 5,000.00                 | 55,000.00                  | 60,000.00                | 92,000.00            |
| Rep. & Maint. - Furniture & Fixtures             | 822 | -                    | -                   | -                    |                   | -                    | 5,000.00                 | 25,000.00                  | 30,000.00                | 30,000.00            |
| Rep. & Maint. - IT Equipmt. & Software           | 823 | 10,000.00            | 10,000.00           | 15,000.00            |                   | 35,000.00            | 5,000.00                 | -                          | 5,000.00                 | 40,000.00            |

| <b>ECONOMIC SERVICES</b>                                 |     |                     |                   |                     |                       |                       |                          |                            |                          |                       |
|--|-----|---------------------|-------------------|---------------------|-----------------------|-----------------------|--------------------------|----------------------------|--------------------------|-----------------------|
| <b>CY 2011</b>   |     |                     |                   |                     |                       |                       |                          |                            |                          |                       |
|  |     | Agri<br>8711        | VET<br>8721       | PEO<br>8751         | PEO<br>(Infra-ES)     | SUB-TOTAL<br>(01)     | Ynares Center<br>3361(1) | Y. Sports Arena<br>3361(2) | SUB-TOTAL<br>Sports (11) | TOTAL<br>(ECONOMIC)   |
| Rep. & Maint. - Communication Equipmt                    | 829 | -                   | -                 | -                   | -                     | -                     | 5,000.00                 | -                          | 5,000.00                 | 5,000.00              |
| Rep. & Maint. - Construction & Heavy Equipmt.            | 830 | -                   | -                 | 2,000,000.00        | -                     | 2,000,000.00          | -                        | -                          | -                        | 2,000,000.00          |
| Access.  | 831 | -                   | -                 | -                   | -                     | -                     | 15,000.00                | -                          | 15,000.00                | 15,000.00             |
| Rep. & Maint. - Tech. & Scientific Equip                 | 836 | -                   | -                 | -                   | -                     | -                     | 5,000.00                 | 60,000.00                  | 65,000.00                | 65,000.00             |
| Rep. & Maint. - Other Mach. & Equipmt.                   | 840 | 20,000.00           | 10,000.00         | -                   | -                     | 30,000.00             | 150,000.00               | 85,000.00                  | 235,000.00               | 265,000.00            |
| Rep. & Maint. - Motor Vehicles                           | 841 | 60,000.00           | 40,000.00         | 450,000.00          | -                     | 550,000.00            | 190,000.00               | 75,000.00                  | 265,000.00               | 815,000.00            |
| Rep. & Maint. - Other PPE                                | 850 | -                   | -                 | -                   | -                     | -                     | -                        | 150,000.00                 | 150,000.00               | 150,000.00            |
| Rep. & Maint. - Roads, Hi-ways & Bridges                 | 851 | -                   | -                 | 1,500,000.00        | -                     | 1,500,000.00          | -                        | -                          | -                        | 1,500,000.00          |
| Rep. & Maint. - Parks, Plazas & Monuments                | 852 | -                   | -                 | -                   | -                     | -                     | 30,000.00                | 300,000.00                 | 330,000.00               | 330,000.00            |
| Reservoir, Pumping Stations and Conduits                 | 854 | -                   | -                 | -                   | -                     | -                     | 75,000.00                | -                          | 75,000.00                | 75,000.00             |
| Rep. & Maint. - Other Public Infrastructures             | 860 | -                   | -                 | 200,000.00          | -                     | 200,000.00            | -                        | -                          | -                        | 200,000.00            |
| Insurance Expenses                                       | 893 | -                   | -                 | -                   | -                     | -                     | 690,000.00               | 800,000.00                 | 1,490,000.00             | 1,490,000.00          |
| Other Maint. & Operating Expenses                        | 969 | 41,150.69           | 15,000.00         | 45,000.00           | -                     | 101,150.69            | 40,000.00                | -                          | 40,000.00                | 141,150.69            |
| <b>Total Maintenance &amp; Other Operating Expenses</b>  |     | <b>1,173,996.74</b> | <b>575,000.00</b> | <b>6,305,261.18</b> | <b>-</b>              | <b>8,054,257.92</b>   | <b>9,609,000.00</b>      | <b>10,430,000.00</b>       | <b>20,039,000.00</b>     | <b>28,093,257.92</b>  |
| <b>2.0 Capital Outlays</b>                               |     |                     |                   |                     |                       |                       |                          |                            |                          |                       |
| <b>Property, Plant and Equipment</b>                     |     |                     |                   |                     |                       |                       |                          |                            |                          |                       |
| Land Improvements  | 202 | -                   | -                 | -                   | 3,633,674.71          | 3,633,674.71          | -                        | -                          | -                        | 3,633,674.71          |
| Office Building  | 211 | -                   | -                 | -                   | 3,000,000.00          | 3,000,000.00          | -                        | -                          | -                        | 3,000,000.00          |
| Other Structures   | 215 | -                   | -                 | -                   | 3,673,083.30          | 3,673,083.30          | -                        | -                          | -                        | 3,673,083.30          |
| Office Equipment   | 221 | -                   | -                 | 350,000.00          | -                     | 350,000.00            | -                        | -                          | -                        | 350,000.00            |
| IT Equipment & Software                                  | 223 | 50,000.00           | 34,500.00         | -                   | -                     | 84,500.00             | -                        | 65,000.00                  | 65,000.00                | 149,500.00            |
| Agricultural, Fishery & Forestry Equipment               | 227 | 562,000.00          | -                 | -                   | -                     | 562,000.00            | -                        | -                          | -                        | 562,000.00            |
| Communication Equipment                                  | 229 | -                   | -                 | -                   | -                     | -                     | -                        | 105,000.00                 | 105,000.00               | 105,000.00            |
| Other Property, Plant & Equipment                        | 250 | -                   | -                 | -                   | -                     | -                     | -                        | 400,000.00                 | 400,000.00               | 400,000.00            |
| <b>Public Infrastructures:</b>                           |     |                     |                   |                     |                       |                       |                          |                            |                          |                       |
| Roads, Highways and Bridges                              | 251 | -                   | -                 | -                   | 68,395,167.87         | 68,395,167.87         | -                        | -                          | -                        | 68,395,167.87         |
| Artesian Wells, Reservoir, Pumping Stations and Conduits | 254 | -                   | -                 | -                   | 1,105,132.90          | 1,105,132.90          | -                        | -                          | -                        | 1,105,132.90          |
| Irrigation, Canals and Laterals                          | 255 | -                   | -                 | -                   | 8,738,313.79          | 8,738,313.79          | -                        | -                          | -                        | 8,738,313.79          |
| Waterways, Aqueducts, Seawalls, Riverwalls & Others      | 257 | -                   | -                 | -                   | 8,881,172.85          | 8,881,172.85          | -                        | -                          | -                        | 8,881,172.85          |
| Other Public Infrastructures                             | 260 | -                   | -                 | -                   | 6,639,266.72          | 6,639,266.72          | -                        | -                          | -                        | 6,639,266.72          |
| <b>Total Capital Outlay</b>                              |     | <b>612,000.00</b>   | <b>34,500.00</b>  | <b>350,000.00</b>   | <b>104,065,812.14</b> | <b>105,062,312.14</b> | <b>-</b>                 | <b>570,000.00</b>          | <b>570,000.00</b>        | <b>105,632,312.14</b> |

|                             |               |              |               |                |                |              |               |                 |                |               |              |               |              |               |               |              |               |               |              |               |                |
|-----------------------------|---------------|--------------|---------------|----------------|----------------|--------------|---------------|-----------------|----------------|---------------|--------------|---------------|--------------|---------------|---------------|--------------|---------------|---------------|--------------|---------------|----------------|
| <b>ECONOMIC SERVICES</b>    |               |              |               |                |                |              |               |                 |                |               |              |               |              |               |               |              |               |               |              |               |                |
| <b>CY 2011</b>              |               |              |               |                |                |              |               |                 |                |               |              |               |              |               |               |              |               |               |              |               |                |
| <b>TOTAL APPROPRIATIONS</b> |               |              |               |                |                |              |               |                 |                |               |              |               |              |               |               |              |               |               |              |               |                |
|                             | Agri          | VET          | PEO           | PEO            | PEO            | SUB-TOTAL    | Ynares Center | Y. Sports Arena | SUB-TOTAL      | SUB-TOTAL     | SUB-TOTAL    | SUB-TOTAL     | SUB-TOTAL    | SUB-TOTAL     | SUB-TOTAL     | SUB-TOTAL    | SUB-TOTAL     | SUB-TOTAL     | SUB-TOTAL    | SUB-TOTAL     | TOTAL          |
|                             | 8711          | 8721         | 8751          | (Infra-ES)     | (01)           | 3361(1)      | 3361(2)       | (11)            | 3361(1)        | 3361(2)       | 3361(1)      | 3361(2)       | 3361(1)      | 3361(2)       | 3361(1)       | 3361(2)      | 3361(1)       | 3361(2)       | 3361(1)      | 3361(2)       | (ECONOMIC)     |
|                             | 21,600,000.00 | 9,138,806.33 | 40,870,000.00 | 104,065,812.14 | 175,674,618.47 | 9,609,000.00 | 11,000,000.00 | 20,609,000.00   | 175,674,618.47 | 11,000,000.00 | 9,609,000.00 | 20,609,000.00 | 9,609,000.00 | 11,000,000.00 | 20,609,000.00 | 9,609,000.00 | 11,000,000.00 | 20,609,000.00 | 9,609,000.00 | 11,000,000.00 | 196,283,618.47 |



Republic of the Philippines  
PROVINCE OF RIZAL



1011

**PROGRAM APPROPRIATION AND OBLIGATION BY OBJECT**

Office/Department : **PROVINCIAL GOVERNOR**  
 Function : General Public Services  
 Project/Activity : Executive Services  
 Fund/Special Account : General Fund

| Object of Expenditures<br>(1)                    | Account<br>Code<br>(2) | Past<br>Year 2009<br>(Actual)<br>(3) | Current<br>Year 2010<br>(Estimate)<br>(4) | Budget<br>Year 2011<br>(Estimate)<br>(5) |
|--|------------------------|--------------------------------------|---|--|
| <b>1.0 Current Operating Expenditures</b>        |                        |                                      |   |  |
| <i>1.1 Personal Services</i>                     |                        |                                      |   |  |
| Salaries and Wages-Regular                       | 701                    | 6,894,605.46                         | 12,199,285.60                             | 13,784,213.31                            |
| Salaries and Wages-Casual                        | 705                    | 44,168,197.00                        | 57,640,800.00                             | 63,630,000.00                            |
| Personnel Eco. Relief Allowance                  | 711                    | 3,913,451.68                         | 18,072,000.00                             | 18,072,000.00                            |
| Additional Compensation                          | 712                    | 11,758,356.17                        |   |  |
| Representation Allowance                         | 713                    | 159,200.00                           | 104,400.00                                | 104,400.00                               |
| Clothing/Uniform Allowance                       | 715                    | 80,000.00                            | 212,000.00                                | 212,000.00                               |
| Subs., Laundry & Qtr Allowance                   | 716                    | 86,625.00                            | 86,625.00                                 | 86,625.00                                |
| Productivity Incentive Allowance                 | 717                    | 800,000.00                           | 1,506,000.00                              | 1,506,000.00                             |
| Overtime & Night Pay                             | 723                    |                                      | 600,000.00                                | 600,000.00                               |
| Cash Gift  | 724                    | 2,760,500.00                         | 3,765,000.00                              | 3,765,000.00                             |
| Year-End Bonus                                   | 725                    | 3,636,040.00                         | 5,820,814.00                              | 6,451,887.00                             |
| Life & Ret. Ins. Contributions                   | 731                    | 6,381,960.36                         | 8,381,972.16                              | 9,290,717.28                             |
| PAG-IBIG Contributions                           | 732                    | 791,700.00                           | 903,600.00                                | 903,600.00                               |
| PHILHEALTH Contributions                         | 733                    | 647,937.50                           | 777,000.00                                | 897,600.00                               |
| ECC Contributions                                | 734                    | 502,205.12                           | 639,683.64                                | 699,706.80                               |
| Terminal Leave Benefits                          | 742                    | 1,027,119.36                         | 1,357,815.71                              | 18,952.81                                |
| Other Personnel Benefits                         | 749                    | 5,816,000.00                         | 7,000.00                                  |  |
| <b>Total Personal Services</b>                   |                        | <b>89,423,897.65 #</b>               | <b>112,073,996.11</b>                     | <b>120,022,702.20</b>                    |
| <i>1.2 Maint. &amp; Other Operating Expenses</i> |                        |                                      |   |  |
| Travelling Expenses-Local                        | 751                    | 62,715.00                            | 334,700.00                                | 334,700.00                               |
| Travelling Expenses-Foreign                      | 752                    |                                      | 300,000.00                                | 300,000.00                               |
| Training Expenses                                | 753                    | 339,392.99                           | 1,023,000.00                              | 1,093,000.00                             |
| Office Supplies Expenses                         | 755                    | 2,806,701.21                         | 9,300,000.00                              | 7,262,056.00                             |
| Food Supplies Expenses                           | 758                    |                                      | 7,531,000.00                              |  |
| Drugs & Medicines Expenses                       | 759                    |                                      | 8,805,300.00                              |  |
| Med., Dental, & Lab. Supplies Exp.               | 760                    |                                      | 1,330,250.00                              |  |
| Gasoline, Oil and Lub. Expense                   | 761                    | 1,339,972.69                         | 1,730,966.46                              | 2,856,000.00                             |
| Military and Police Supplies Expenses            | 764                    | 39,500.00                            | 1,000,000.00                              | 1,000,000.00                             |
| Other Supplies Expenses                          | 765                    | 1,811,782.21                         | 8,014,000.00                              | 2,200,000.00                             |
| Postage and Deliveries                           | 771                    |                                      | 25,000.00                                 | 25,000.00                                |
| Telephone Expenses-Landline                      | 772                    | 236,702.93                           |   |  |
| Telephone Expenses-Mobile                        | 773                    | 442,606.30                           | 920,000.00                                | 920,000.00                               |
| Internet Expenses                                | 774                    | 18,000.00                            | 168,120.00                                | 36,000.00                                |
| Cable, Satellite, Telegraph & Radio Exp.         | 775                    | 3,255.00                             | 100,000.00                                | 100,000.00                               |
| Advertising Expenses                             | 780                    | 335,000.00                           | 900,000.00                                | 1,800,000.00                             |
| Printing & Binding Expenses                      | 781                    | 730,395.00                           | 2,160,000.00                              | 2,300,000.00                             |
| Rent Expenses                                    | 782                    | 91,575.00                            | 300,000.00                                | 300,000.00                               |
| Subscription Expenses                            | 786                    | 201,299.00                           | 844,000.00                                | 844,000.00                               |
| Consultancy Services                             | 793                    | 1,873,851.00                         | 2,740,244.00                              | 3,318,568.00                             |
| Other Professional Services                      | 799                    |                                      | 470,000.00                                | 970,000.00                               |
| Rep. & Maint. - Office Equipment                 | 821                    | 26,834.00                            | 200,000.00                                | 200,000.00                               |
| Rep. & Maint. - Furniture & Fixtures             | 822                    |                                      | 20,000.00                                 | 20,000.00                                |
| Rep. & Maint. - IT Equipt. & Software            | 823                    | 1,450.00                             | 170,000.00                                | 170,000.00                               |
| Rep. & Maint. - Communication Equipt.            | 829                    |                                      | 100,000.00                                | 100,000.00                               |
| Rep. & Maint. - Military & Police Equipt.        | 834                    | 71,730.00                            |   |  |

Republic of the Philippines  
PROVINCE OF RIZAL



**PROGRAM APPROPRIATION AND OBLIGATION BY OBJECT**

1011

Office/Department : **PROVINCIAL GOVERNOR**  
 Function : General Public Services  
 Project/Activity : Executive Services  
 Fund/Special Account : General Fund

| Object of Expenditures<br>(1)                 | Account<br>Code<br>(2) | Past<br>Year 2009<br>(Actual)<br>(3) | Current<br>Year 2010<br>(Estimate)<br>(4) | Budget<br>Year 2011<br>(Estimate)<br>(5) |
|---|------------------------|--------------------------------------|---|--|
| Rep. & Maint. - Motor Vehicles                | 841                    | 1,725,738.99                         | 3,000,000.00                              | 3,108,000.00                             |
| Rep. & Maint. - Other Property, Plant & Equip | 850                    | 890.00                               | 20,000.00                                 | 20,000.00                                |

Republic of the Philippines  
PROVINCE OF RIZAL



**PROGRAM APPROPRIATION AND OBLIGATION BY OBJECT**

Office/Department : **PROVINCIAL GOVERNOR**  
Function : General Public Services  
Project/Activity : Executive Services  
Fund/Special Account : General Fund

1011

| Object of Expenditures<br>(1)                               | Account Code<br>(2) | Past Year 2009<br>(Actual)<br>(3) | Current Year 2010<br>(Estimate)<br>(4) | Budget Year 2011<br>(Estimate)<br>(5) |
|---|---------------------|-----------------------------------|--|---------------------------------------|
| Subsidy to Nat'l Gov't. Agencies                            | 871                 | 785,000.00                        | 2,200,000.00                           | 3,200,000.00                          |
| Subsidy to Local Government Units                           | 874                 | 74,769,021.55                     | 99,500,000.00                          | 107,020,000.00                        |
| Subsidy to NGO's/POs  | 876                 | 1,170,000.00                      | 1,188,721.80                           | 2,800,721.80                          |
| Donations   | 878                 | 51,103,999.60                     | 158,800,000.00                         | 152,465,000.00                        |
| Confidential Expenses                                       | 881                 | 41,200,000.00                     | 24,500,000.00                          | 27,500,000.00                         |
| Intelligence Expenses                                       | 882                 | 40,200,000.00                     | 24,500,000.00                          | 27,300,000.00                         |
| Extraordinary Expenses                                      | 883                 | 2,048,840.99                      | 2,283,657.13                           | 2,505,252.00                          |
| Taxes, Duties & Licenses                                    | 891                 |                                   | 155,221.60                             |                                       |
| Insurance Expenses  | 893                 | 2,423,768.19                      | 5,290,000.00                           | 4,790,000.00                          |
| Other Maint. & Operating Expenses                           | 969                 | 8,037,935.08                      | 6,151,000.00                           | 8,101,000.00                          |
| <b>Total Maintenance &amp; Other<br/>Operating Expenses</b> |                     | <b>233,897,956.73 #</b>           | <b>376,075,180.99</b>                  | <b>364,959,297.80</b>                 |
| <b>2.0 Capital Outlays</b>                                  |                     |                                   |  |                                       |
| <b>Property, Plant and Equipment</b>                        |                     |                                   |  |                                       |
| Land  | 201                 | 7,832,750.00                      | 5,000,000.00                           | 5,000,000.00                          |
| Office Equipment  | 221                 | 14,300,508.30                     | 5,000,000.00                           | 5,000,000.00                          |
| Furniture & Fixtures  | 222                 | 11,017,721.75                     | 4,300,000.00                           | 5,000,000.00                          |
| IT Equipment & Software                                     | 223                 | 2,594,079.70                      | 5,060,000.00                           | 10,000,000.00                         |
| Library Books   | 224                 |                                   | 20,000.00                              | 20,000.00                             |
| Machineries   | 226                 | 9,702,439.89                      |  |                                       |
| Communication Equipment                                     | 229                 | 2,451,973.60                      | 500,000.00                             | 500,000.00                            |
| Hospital Equipment  | 232                 |                                   | 8,300,500.00                           |                                       |
| Military & Police Equipment                                 | 234                 | 1,105,500.00                      | 1,000,000.00                           | 1,000,000.00                          |
| Technical & Scientific Equipment                            | 236                 |                                   | 300,000.00                             | 300,000.00                            |
| Other Machineries & Equipment                               | 240                 | 9,600.00                          | 4,470,000.00                           |                                       |
| Motor Vehicles  | 241                 | 13,224,826.78                     | 15,000,000.00                          | 15,000,000.00                         |
| Other Property, Plant & Equipment                           | 250                 | 1,036,299.99                      | 500,000.00                             | 500,000.00                            |
| <b>Total Capital Outlay</b>                                 |                     | <b>63,275,700.01</b>              | <b>49,450,500.00</b>                   | <b>42,320,000.00</b>                  |
| <b>TOTAL APPROPRIATIONS</b>                                 |                     | <b>386,597,554.39 #</b>           | <b>537,599,677.10</b>                  | <b>527,302,000.00</b>                 |

Reviewed by:

Approved:

**PRISCILLA R. PADUA**  
Provincial Budget Officer

**CASIMIRO A. YNARES III, M.D.**  
Governor

Republic of the Philippines  
PROVINCE OF RIZAL



**PROGRAM APPROPRIATION AND OBLIGATION BY OBJECT**

1011

Office/Department : **PROVINCIAL GOVERNOR**  
Function : General Public Services  
Project/Activity : Executive Services  
Fund/Special Account : General Fund

| Object of Expenditures<br>(1)                    | Account<br>Code<br>(2) | Past<br>Year 2009<br>(Actual)<br>(3) | Current<br>Year 2010<br>(Estimate)<br>(4) | Budget<br>Year 2011<br>(Estimate)<br>(5) |
|--|------------------------|--------------------------------------|---|--|
| <b>1.0 Current Operating Expenditures</b>        |                        |                                      |   |  |
| <i>1.1 Personal Services</i>                     |                        |                                      |   |  |
| Salaries and Wages-Regular                       | 701                    | 6,894,605.46                         | 12,199,285.60                             | 13,784,213.31                            |
| Salaries and Wages-Casual                        | 705                    | 44,168,197.00                        | 57,640,800.00                             | 63,630,000.00                            |
| Personnel Eco. Relief Allowance                  | 711                    | 3,913,451.68                         | 18,072,000.00                             | 18,072,000.00                            |
| Additional Compensation                          | 712                    | 11,758,356.17                        |   |  |
| Representation Allowance                         | 713                    | 159,200.00                           | 104,400.00                                | 104,400.00                               |
| Clothing/Uniform Allowance                       | 715                    | 80,000.00                            | 212,000.00                                | 212,000.00                               |
| Subs., Laundry & Qtr Allowance                   | 716                    | 86,625.00                            | 86,625.00                                 | 86,625.00                                |
| Productivity Incentive Allowance                 | 717                    | 800,000.00                           | 1,506,000.00                              | 1,506,000.00                             |
| Overtime & Night Pay                             | 723                    |                                      | 600,000.00                                | 600,000.00                               |
| Cash Gift  | 724                    | 2,760,500.00                         | 3,765,000.00                              | 3,765,000.00                             |
| Year-End Bonus                                   | 725                    | 3,636,040.00                         | 5,820,814.00                              | 6,451,887.00                             |
| Life & Ret. Ins. Contributions                   | 731                    | 6,381,960.36                         | 8,381,972.16                              | 9,290,717.28                             |
| PAG-IBIG Contributions                           | 732                    | 791,700.00                           | 903,600.00                                | 903,600.00                               |
| PHILHEALTH Contributions                         | 733                    | 647,937.50                           | 777,000.00                                | 897,600.00                               |
| ECC Contributions                                | 734                    | 502,205.12                           | 639,683.64                                | 699,706.80                               |
| Terminal Leave Benefits                          | 742                    | 1,027,119.36                         | 1,357,815.71                              | 18,952.81                                |
| Other Personnel Benefits                         | 749                    | 5,816,000.00                         | 7,000.00                                  |  |
| <b>Total Personal Services</b>                   |                        | <b>89,423,897.65 #</b>               | <b>112,073,996.11</b>                     | <b>120,022,702.20</b>                    |
| <i>1.2 Maint. &amp; Other Operating Expenses</i> |                        |                                      |   |  |
| Travelling Expenses-Local                        | 751                    | 62,715.00                            | 334,700.00                                | 334,700.00                               |
| Travelling Expenses-Foreign                      | 752                    |                                      | 300,000.00                                | 300,000.00                               |
| Training Expenses                                | 753                    | 339,392.99                           | 1,023,000.00                              | 1,093,000.00                             |
| Office Supplies Expenses                         | 755                    | 2,806,701.21                         | 9,300,000.00                              | 7,262,056.00                             |
| Food Supplies Expenses                           | 758                    |                                      | 7,531,000.00                              |  |
| Drugs & Medicines Expenses                       | 759                    |                                      | 8,805,300.00                              |  |
| Med., Dental, & Lab. Supplies Exp.               | 760                    |                                      | 1,330,250.00                              |  |
| Gasoline, Oil and Lub. Expense                   | 761                    | 1,339,972.69                         | 1,730,966.46                              | 2,856,000.00                             |
| Military and Police Supplies Expenses            | 764                    | 39,500.00                            | 1,000,000.00                              | 1,000,000.00                             |
| Other Supplies Expenses                          | 765                    | 1,811,782.21                         | 8,014,000.00                              | 2,200,000.00                             |
| Postage and Deliveries                           | 771                    |                                      | 25,000.00                                 | 25,000.00                                |
| Telephone Expenses-Landline                      | 772                    | 236,702.93                           |   |  |
| Telephone Expenses-Mobile                        | 773                    | 442,606.30                           | 920,000.00                                | 920,000.00                               |
| Internet Expenses                                | 774                    | 18,000.00                            | 168,120.00                                | 36,000.00                                |
| Cable, Satellite, Telegraph & Radio Exp.         | 775                    | 3,255.00                             | 100,000.00                                | 100,000.00                               |
| Advertising Expenses                             | 780                    | 335,000.00                           | 900,000.00                                | 1,800,000.00                             |
| Printing & Binding Expenses                      | 781                    | 730,395.00                           | 2,160,000.00                              | 2,300,000.00                             |
| Rent Expenses                                    | 782                    | 91,575.00                            | 300,000.00                                | 300,000.00                               |

Republic of the Philippines  
PROVINCE OF RIZAL



## PROGRAM APPROPRIATION AND OBLIGATION BY OBJECT

1021

Office/Department : **SANGGUNIANG PANLALAWIGAN**  
Function : General Public Services  
Project/Activity : Legislative Services  
Fund/Special Account : General Fund

| Object of Expenditures<br>(1)                           | Account Code<br>(2) | Past<br>Year 2009<br>(Actual)<br>(3) | Current<br>Year 2010<br>(Estimate)<br>(4) | Budget<br>Year 2011<br>(Estimate)<br>(5) |
|---|---------------------|--------------------------------------|---|--|
| <b>1.0 Current Operating Expenditures</b>               |                     |                                      |   |  |
| <i>1.1 Personal Services</i>                            |                     |                                      |   |  |
| Salaries and Wages-Regular                              | 701                 | 7,201,654.04                         | 9,079,512.00                              | 11,137,608.35                            |
| Personnel Eco. Relief Allowance                         | 711                 | 166,228.38                           | 1,032,000.00                              | 1,032,000.00                             |
| Additional Compensation                                 | 712                 | 729,480.59                           |   |  |
| Representation Allowance                                | 713                 | 953,645.45                           | 1,076,400.00                              | 1,107,600.00                             |
| Transportation Allowance                                | 714                 | 128,045.45                           | 151,200.00                                | 156,000.00                               |
| Clothing/Uniform Allowance                              | 715                 | 164,000.00                           | 172,000.00                                | 172,000.00                               |
| Productivity Incentive Allowance                        | 717                 | 42,000.00                            | 58,000.00                                 | 58,000.00                                |
| Cash Gift   | 724                 | 205,875.00                           | 215,000.00                                | 215,000.00                               |
| Year-End Bonus  | 725                 | 612,812.13                           | 756,626.00                                | 928,246.00                               |
| Life & Ret. Ins. Contributions                          | 731                 | 860,112.72                           | 1,089,541.44                              | 1,336,674.24                             |
| PAG-IBIG Contributions                                  | 732                 | 46,100.00                            | 51,600.00                                 | 51,600.00                                |
| PHILHEALTH Contributions                                | 733                 | 86,850.00                            | 98,100.00                                 | 105,000.00                               |
| ECC Contributions                                       | 734                 | 42,225.25                            | 47,615.76                                 | 48,869.88                                |
| Terminal Leave Benefits                                 | 742                 | 256,855.07                           | 5,116,345.00                              |  |
| Other Personnel Benefits                                | 749                 | 399,000.00                           |   |  |
| <b>Total Personal Services</b>                          |                     | <b>11,894,884.08</b>                 | <b>18,943,940.20</b>                      | <b>16,348,598.47</b>                     |
| <i>1.2 Maint. &amp; Other Operating Expenses</i>        |                     |                                      |   |  |
| Travelling Expenses-Local                               | 751                 | 5,500.00                             | 30,000.00                                 | 50,000.00                                |
| Training Expenses                                       | 753                 | 760,278.02                           | 1,500,000.00                              | 2,500,000.00                             |
| Office Supplies Expenses                                | 755                 | 145,695.55                           | 150,000.00                                | 150,000.00                               |
| Gasoline, Oil and Lub. Expense                          | 761                 | 1,120,500.00                         | 1,141,314.90                              | 1,278,000.00                             |
| Other Supplies Expenses                                 | 765                 | 124,300.00                           | 100,000.00                                | 100,000.00                               |
| Postage and Deliveries                                  | 771                 |                                      | 5,000.00                                  | 5,000.00                                 |
| Telephone Expenses-Landline                             | 772                 | 170,789.75                           | 24,000.00                                 | 36,000.00                                |
| Internet Expenses                                       | 774                 |                                      | 50,000.00                                 | 50,000.00                                |
| Membership Dues & Contributions to Org.                 | 778                 | 50,000.00                            | 120,000.00                                | 140,000.00                               |
| Subscription Expenses                                   | 786                 | 21,794.00                            | 30,000.00                                 | 36,000.00                                |
| Rep. & Maint. - Office Equipment                        | 821                 |                                      | 10,000.00                                 | 10,000.00                                |
| Rep. & Maint. - Furniture & Fixtures                    | 822                 |                                      | 10,000.00                                 | 10,000.00                                |
| Rep. & Maint. - Motor Vehicles                          | 841                 | 327,870.30                           | 450,000.00                                | 300,000.00                               |
| Other Maint. & Operating Expenses                       | 969                 |                                      | 350,000.00                                | 206,401.53                               |
| <b>Total Maintenance &amp; Other Operating Expenses</b> |                     | <b>2,726,727.62</b>                  | <b>3,970,314.90</b>                       | <b>4,871,401.53</b>                      |
| <b>2.0 Capital Outlays</b>                              |                     |                                      |   |  |
| <b>Property, Plant and Equipment</b>                    |                     |                                      |   |  |
| Office Equipment  | 221                 |                                      | 50,000.00                                 |  |
| IT Equipment & Software                                 | 223                 |                                      | 200,000.00                                | 300,000.00                               |
| Library Books   | 224                 |                                      |   | 10,000.00                                |
| <b>Total Capital Outlay</b>                             |                     | <b>-</b>                             | <b>250,000.00</b>                         | <b>310,000.00</b>                        |
| <b>TOTAL APPROPRIATIONS</b>                             |                     | <b>14,621,611.70</b>                 | <b>23,164,255.10</b>                      | <b>21,530,000.00</b>                     |

Prepared by:

Reviewed by:

Approved:

Republic of the Philippines  
PROVINCE OF RIZAL



**PROGRAM APPROPRIATION AND OBLIGATION BY OBJECT**

**1021**

Office/Department : **SANGGUNIANG PANLALAWIGAN**  
 Function : General Public Services  
 Project/Activity : Legislative Services  
 Fund/Special Account : General Fund

| Object of Expenditures<br>(1) | Account Code<br>(2) | Past Year 2009<br>(Actual)<br>(3) | Current Year 2010<br>(Estimate)<br>(4) | Budget Year 2011<br>(Estimate)<br>(5) |
|-------------------------------|---------------------|-----------------------------------|--|---------------------------------------|
|-------------------------------|---------------------|-----------------------------------|--|---------------------------------------|

**FRISCO S. SAN JUAN, JR.**  
Vice-Governor

**PRISCILLA R. PADUA**  
Provincial Budget Officer

**CASIMIRO A. YNARES III, M. D.**  
Governor

Republic of the Philippines  
PROVINCE OF RIZAL



**PROGRAM APPROPRIATION AND OBLIGATION BY OBJECT**

Office/Department : **SANGGUNIANG PANLALAWIGAN - SECRETARIAT** **1022**  
 Function : General Public Services  
 Project/Activity : Legislative Services  
 Fund/Special Account : General Fund

| Object of Expenditures<br>(1)                           | Account Code<br>(2) | Past Year 2009<br>(Actual)<br>(3) | Current Year 2010<br>(Estimate)<br>(4) | Budget Year 2011<br>(Estimate)<br>(5) |
|---|---------------------|-----------------------------------|--|---------------------------------------|
| <b>1.0 Current Operating Expenditures</b>               |                     |                                   |  |                                       |
| <i>1.1 Personal Services</i>                            |                     |                                   |  |                                       |
| Salaries and Wages-Regular                              | 701                 | 5,056,827.94                      | 5,747,217.85                           | 6,298,609.10                          |
| Personnel Eco. Relief Allowance                         | 711                 | 177,974.74 #                      | 720,000.00                             | 720,000.00                            |
| Additional Compensation                                 | 712                 | 533,924.20 #                      |  |                                       |
| Representation Allowance                                | 713                 | 62,100.00                         | 75,600.00                              | 78,000.00                             |
| Transportation Allowance                                | 714                 | 56,700.00                         | 12,600.00                              |                                       |
| Clothing/Uniform Allowance                              | 715                 | 120,000.00                        | 120,000.00                             | 120,000.00                            |
| Productivity Incentive Allowance                        | 717                 | 60,000.00                         | 60,000.00                              | 60,000.00                             |
| Cash Gift   | 724                 | 152,000.00                        | 150,000.00                             | 150,000.00                            |
| Year-End Bonus  | 725                 | 430,924.00                        | 480,624.00                             | 525,449.00                            |
| Life & Ret. Ins. Contributions                          | 731                 | 609,898.56                        | 689,738.64                             | 756,646.56                            |
| PAG-IBIG Contributions                                  | 732                 | 35,700.00                         | 36,000.00                              | 36,000.00                             |
| PHILHEALTH Contributions                                | 733                 | 61,625.00                         | 68,550.00                              | 73,800.00                             |
| ECC Contributions                                       | 734                 | 33,781.30                         | 34,984.32                              | 35,544.72                             |
| Retirement Benefits-Civilian                            | 740                 | 1,196,915.95                      |  |                                       |
| Other Personnel Benefits                                | 749                 | 300,000.00                        |  |                                       |
| <b>Total Personal Services</b>                          |                     | <b>8,888,371.69</b>               | <b>8,195,314.81</b>                    | <b>8,854,049.38</b>                   |
| <i>1.2 Maint. &amp; Other Operating Expenses</i>        |                     |                                   |  |                                       |
| Travelling Expenses-Local                               | 751                 | 31,745.00                         | 67,310.00                              | 60,000.00                             |
| Training Expenses                                       | 753                 | 2,720.00                          | 50,000.00                              | 50,000.00                             |
| Office Supplies Expenses                                | 755                 | 66,111.60                         | 40,000.00                              | 50,000.00                             |
| Gasoline, Oil and Lub. Expense                          | 761                 | 40,790.00                         | 144,000.00                             | 144,000.00                            |
| Other Supplies Expenses                                 | 765                 | 6,200.00                          | 10,000.00                              | 17,950.62                             |
| Postage and Deliveries                                  | 771                 | 3,000.00                          | 3,000.00                               | 4,000.00                              |
| Telephone Expenses-Landline                             | 772                 | 24,227.78                         | 24,000.00                              | 24,000.00                             |
| Internet Expenses                                       | 774                 | 57,851.05                         | 54,000.00                              | 54,000.00                             |
| Advertising Expenses                                    | 780                 |                                   | 50,000.00                              | 50,000.00                             |
| Printing & Binding Expenses                             | 781                 | 22,000.00                         | 22,000.00                              | 22,000.00                             |
| Subscription Expenses                                   | 786                 | 31,689.00                         | 40,000.00                              | 40,000.00                             |
| Rep. & Maint. - Office Equipment                        | 821                 |                                   | 30,000.00                              | 10,000.00                             |
| Rep. & Maint. - Furniture & Fixtures                    | 822                 |                                   | 10,000.00                              | 10,000.00                             |
| Rep. & Maint. - IT Equipt. & Software                   | 823                 |                                   | 30,000.00                              | 30,000.00                             |
| Rep. & Maint. - Motor Vehicles                          | 841                 | 16,245.00                         | 40,000.00                              | 40,000.00                             |
| Other Maint. & Operating Expenses                       | 969                 |                                   | 10,000.00                              | 10,000.00                             |
| <b>Total Maintenance &amp; Other Operating Expenses</b> |                     | <b>302,579.43</b>                 | <b>624,310.00</b>                      | <b>615,950.62</b>                     |
| <b>2.0 Capital Outlays</b>                              |                     |                                   |  |                                       |
| <b>Property, Plant and Equipment</b>                    |                     |                                   |  |                                       |
| Office Equipment  | 221                 | 4,013.60                          |  | 20,000.00                             |
| IT Equipment & Software                                 | 223                 | 177,907.80                        | 80,000.00                              | 35,000.00                             |
| Library Books   | 224                 | 29,081.00                         | 30,000.00                              | 30,000.00                             |
| <b>Total Capital Outlay</b>                             |                     | <b>211,002.40</b>                 | <b>110,000.00</b>                      | <b>85,000.00</b>                      |
| <b>TOTAL APPROPRIATIONS</b>                             |                     | <b>9,401,953.52</b>               | <b>8,929,624.81</b>                    | <b>9,555,000.00</b>                   |

Prepared by:

Reviewed by:

Approved:

Republic of the Philippines  
PROVINCE OF RIZAL



**PROGRAM APPROPRIATION AND OBLIGATION BY OBJECT**

Office/Department : **SANGGUNIANG PANLALAWIGAN - SECRETARIAT** **1022**  
Function : General Public Services  
Project/Activity : Legislative Services  
Fund/Special Account : General Fund

| Object of Expenditures | Account Code | Past Year 2009 (Actual) | Current Year 2010 (Estimate) | Budget Year 2011 (Estimate) |
|------------------------|--------------|-------------------------|------------------------------|-----------------------------|
| (1)                    | (2)          | (3)                     | (4)                          | (5)                         |

**JOSEPH G. CEÑIDOZA**  
Provincial Board Secretary

**PRISCILLA R. PADUA**  
Provincial Budget Officer

**CASIMIRO A. YNARES III, M. D.**  
Governor



Republic of the Philippines  
PROVINCE OF RIZAL



**PROGRAM APPROPRIATION AND OBLIGATION BY OBJECT**

Office/Department : **PROVINCIAL ADMINISTRATOR**  
Function : General Public Services  
Project/Activity : Administrative Services  
Fund/Special Account : General Fund

1031

| Object of Expenditures<br>(1)                               | Account<br>Code<br>(2) | Past<br>Year 2009<br>(Actual)<br>(3) | Current<br>Year 2010<br>(Estimate)<br>(4) | Budget<br>Year 2011<br>(Estimate)<br>(5) |
|---|------------------------|--------------------------------------|---|--|
| <b>1.0 Current Operating Expenditures</b>                   |                        |                                      |   |  |
| <i>1.1 Personal Services</i>                                |                        |                                      |   |  |
| Salaries and Wages-Regular                                  | 701                    | 16,872,693.82                        | 19,705,779.24                             | 21,634,649.02                            |
| Personnel Eco. Relief Allowance                             | 711                    | 751,860.24                           | 3,168,000.00                              | 3,168,000.00                             |
| Additional Compensation                                     | 712                    | 2,255,480.72                         |   |  |
| Representation Allowance                                    | 713                    | 130,500.00                           | 141,600.00                                | 144,000.00                               |
| Transportation Allowance                                    | 714                    |                                      | 66,000.00                                 | 66,000.00                                |
| Clothing/Uniform Allowance                                  | 715                    | 500,000.00                           | 528,000.00                                | 528,000.00                               |
| Productivity Incentive Allowance                            | 717                    | 240,000.00                           | 264,000.00                                | 264,000.00                               |
| Cash Gift   | 724                    | 636,875.00                           | 660,000.00                                | 660,000.00                               |
| Year-End Bonus  | 725                    | 1,437,412.98                         | 1,645,694.00                              | 1,804,730.00                             |
| Life & Ret. Ins. Contributions                              | 731                    | 2,014,848.84                         | 2,369,799.36                              | 2,598,811.20                             |
| PAG-IBIG Contributions                                      | 732                    | 150,000.00                           | 158,400.00                                | 158,400.00                               |
| PHILHEALTH Contributions                                    | 733                    | 199,512.50                           | 236,700.00                                | 256,350.00                               |
| ECC Contributions   | 734                    | 141,306.57                           | 155,872.80                                | 158,288.88                               |
| Retirement Benefits-Civilian                                | 740                    |                                      | 409,763.86                                |  |
| Terminal Leave Benefits                                     | 742                    | 296,827.16                           | 960,106.18                                |  |
| Other Personnel Benefits                                    | 749                    | 1,661,055.00                         | 46,652.15                                 | 56,009.42                                |
| <b>Total Personal Services</b>                              |                        | <b>27,288,372.83</b>                 | <b>30,516,367.59</b>                      | <b>31,497,238.52</b>                     |
| <i>1.2 Maint. &amp; Other Operating Expenses</i>            |                        |                                      |   |  |
| Travelling Expenses-Local                                   | 751                    | 106,403.00                           | 200,000.00                                | 134,000.00                               |
| Training Expenses   | 753                    | 42,520.00                            | 100,000.00                                | 100,000.00                               |
| Office Supplies Expenses                                    | 755                    | 75,194.85                            | 80,000.00                                 | 80,000.00                                |
| Food Supplies Expenses                                      | 758                    | 4,020,549.11                         | 5,840,000.00                              | 5,840,000.00                             |
| Gasoline, Oil and Lub. Expense                              | 761                    | 758,544.62                           | 1,197,375.00                              | 1,269,000.00                             |
| Military and Police Supplies Expenses                       | 764                    | 82,430.00                            | 100,000.00                                | 53,800.00                                |
| Other Supplies Expenses                                     | 765                    | 105,820.00                           | 322,000.00                                | 330,000.00                               |
| Water Expenses  | 766                    | 676,895.53                           | 1,200,000.00                              | 1,500,000.00                             |
| Electricity Expenses  | 767                    | 7,957,262.04                         | 7,500,000.00                              | 7,500,000.00                             |
| Postage and Deliveries                                      | 771                    |                                      | 16,000.00                                 | 5,000.00                                 |
| Telephone Expenses-Landline                                 | 772                    | 119,845.34                           | 60,000.00                                 | 88,000.00                                |
| Internet Expenses   | 774                    |                                      | 1,255.00                                  |  |
| Membership Dues & Contributions to Org.                     | 778                    |                                      | 20,000.00                                 | 20,000.00                                |
| Advertising Expenses  | 780                    | 698,752.79                           | 1,000,000.00                              | 1,500,000.00                             |
| Printing & Binding Expenses                                 | 781                    |                                      | 500,000.00                                | 500,000.00                               |
| Subscription Expenses                                       | 786                    |                                      | 14,600.00                                 |  |
| Consultancy Services  | 793                    |                                      | 22,000.00                                 |  |
| Rep. & Maint. - Office Equipment                            | 821                    | 8,328.00                             | 66,500.00                                 | 70,000.00                                |
| Rep. & Maint. - Furniture & Fixtures                        | 822                    |                                      | 68,000.00                                 |  |
| Rep. & Maint. - IT Equipt. & Software                       | 823                    |                                      | 22,000.00                                 | 15,000.00                                |
| Rep. & Maint. - Communication Equipt.                       | 829                    |                                      | 40,000.00                                 |  |
| Rep. & Maint. - Military & Police Equipt.                   | 834                    |                                      |   | 100,000.00                               |
| Rep. & Maint. - Motor Vehicles                              | 841                    | 617,012.40                           | 350,000.00                                | 310,000.00                               |
| Other Maint. & Operating Expenses                           | 969                    | 310,469.00                           | 1,500,000.00                              | 2,000,000.00                             |
| <b>Total Maintenance &amp; Other<br/>Operating Expenses</b> |                        | <b>15,580,026.68</b>                 | <b>20,219,730.00</b>                      | <b>21,414,800.00</b>                     |

Republic of the Philippines  
 PROVINCE OF RIZAL



**PROGRAM APPROPRIATION AND OBLIGATION BY OBJECT**

Office/Department : **PROVINCIAL ADMINISTRATOR** **1031**  
 Function : General Public Services  
 Project/Activity : Administrative Services  
 Fund/Special Account : General Fund

| Object of Expenditures<br>(1)        | Account Code<br>(2) | Past Year 2009<br>(Actual)<br>(3) | Current Year 2010<br>(Estimate)<br>(4) | Budget Year 2011<br>(Estimate)<br>(5) |
|--------------------------------------|---------------------|-----------------------------------|--|---------------------------------------|
| <b>2.0 Capital Outlays</b>           |                     |                                   |  |                                       |
| <b>Property, Plant and Equipment</b> |                     |                                   |  |                                       |
| IT Equipment & Software              | 223                 | 88,900.00                         |  |                                       |
| Communication Equipment              | 229                 |                                   |  | 100,000.00                            |
| Military & Police Equipment          | 234                 |                                   |  | 100,000.00                            |
| Other Machineries & Equipment        | 240                 |                                   | 185,000.00                             |                                       |
| <b>Total Capital Outlay</b>          |                     | <b>88,900.00</b>                  | <b>185,000.00</b>                      | <b>200,000.00</b>                     |
| <b>TOTAL APPROPRIATIONS</b>          |                     | <b>42,957,299.51</b>              | <b>50,921,097.59</b>                   | <b>53,112,038.52</b>                  |

Prepared by:

Reviewed by:

Approved:

**RUSSEL GUILLER C. YNARES**  
 Provincial Administrator

**PRISCILLA R. PADUA**  
 Provincial Budget Officer

**CASIMIRO A. YNARES III, M. D.**  
 Governor

Republic of the Philippines  
PROVINCE OF RIZAL



## PROGRAM APPROPRIATION AND OBLIGATION BY OBJECT

Office/Department : HUMAN RESOURCE MANAGEMENT OFFICE

1032

Function : General Public Services

Project/Activity : Administrative Services

Fund/Special Account : General Fund

| Object of Expenditures<br>(1)                           | Account Code<br>(2) | Past<br>Year 2009<br>(Actual)<br>(3) | Current<br>Year 2010<br>(Estimate)<br>(4) | Budget<br>Year 2011<br>(Estimate)<br>(5) |
|---|---------------------|--------------------------------------|---|--|
| <b>1.0 Current Operating Expenditures</b>               |                     |                                      |   |  |
| <i>1.1 Personal Services</i>                            |                     |                                      |   |  |
| Salaries and Wages-Regular                              | 701                 | 5,220,830.03                         | 6,484,569.06                              | 7,291,418.90                             |
| Personnel Eco. Relief Allowance                         | 711                 | 174,409.80                           | 792,000.00                                | 792,000.00                               |
| Additional Compensation                                 | 712                 | 523,229.37                           |   |  |
| Representation Allowance                                | 713                 | 72,900.00                            | 75,600.00                                 | 78,000.00                                |
| Transportation Allowance                                | 714                 | 72,900.00                            | 75,600.00                                 | 78,000.00                                |
| Clothing/Uniform Allowance                              | 715                 | 120,000.00                           | 132,000.00                                | 132,000.00                               |
| Productivity Incentive Allowance                        | 717                 | 52,000.00                            | 66,000.00                                 | 66,000.00                                |
| Cash Gift   | 724                 | 150,000.00                           | 165,000.00                                | 165,000.00                               |
| Year-End Bonus  | 725                 | 446,617.00                           | 541,261.00                                | 609,283.00                               |
| Life & Ret. Ins. Contributions                          | 731                 | 625,844.28                           | 778,294.80                                | 877,367.52                               |
| PAG-IBIG Contributions                                  | 732                 | 34,700.00                            | 39,600.00                                 | 39,600.00                                |
| PHILHEALTH Contributions                                | 733                 | 63,350.00                            | 77,850.00                                 | 85,200.00                                |
| ECC Contributions                                       | 734                 | 32,850.91                            | 37,403.88                                 | 38,126.88                                |
| Retirement Benefits-Civilian                            | 740                 |                                      |   | 569,069.10                               |
| Terminal Leave Benefits                                 | 742                 |                                      | 69,473.26                                 |  |
| Other Personnel Benefits                                | 749                 | 327,000.00                           |   |  |
| <b>Total Personal Services</b>                          |                     | <b>7,916,631.39</b>                  | <b>9,334,652.00</b>                       | <b>10,821,065.40</b>                     |
| <i>1.2 Maint. &amp; Other Operating Expenses</i>        |                     |                                      |   |  |
| Travelling Expenses-Local                               | 751                 | 11,613.00                            | 25,000.00                                 | 25,000.00                                |
| Training Expenses                                       | 753                 | 53,329.00                            | 600,000.00                                | 600,000.00                               |
| Office Supplies Expenses                                | 755                 | 260,686.50                           | 255,000.00                                | 300,000.00                               |
| Other Supplies Expenses                                 | 765                 |                                      | 17,500.00                                 | 17,500.00                                |
| Telephone Expenses-Landline                             | 772                 | 5,904.43                             |   |  |
| Membership Dues & Contributions to Org.                 | 778                 | 6,000.00                             |   |  |
| Rewards & Other Claims                                  | 788                 | 336,080.00                           | 450,000.00                                | 400,000.00                               |
| Rep. & Maint. - Office Equipment                        | 821                 |                                      | 1,250.00                                  | 2,500.00                                 |
| Rep. & Maint. - IT Equipt. & Software                   | 823                 |                                      | 1,250.00                                  | 2,500.00                                 |
| Other Maint. & Operating Expenses                       | 969                 |                                      | 10,000.00                                 | 10,000.00                                |
| <b>Total Maintenance &amp; Other Operating Expenses</b> |                     | <b>673,612.93</b>                    | <b>1,360,000.00</b>                       | <b>1,357,500.00</b>                      |
| <b>2.0 Capital Outlays</b>                              |                     |                                      |   |  |
| <b>Property, Plant and Equipment</b>                    |                     |                                      |   |  |
| IT Equipment & Software                                 | 223                 | 122,800.00                           | 192,580.00                                | 70,000.00                                |
| Library Books   | 224                 |                                      |   | 25,000.00                                |
| <b>Total Capital Outlay</b>                             |                     | <b>122,800.00</b>                    | <b>192,580.00</b>                         | <b>95,000.00</b>                         |
| <b>TOTAL APPROPRIATIONS</b>                             |                     | <b>8,713,044.32</b>                  | <b>10,887,232.00</b>                      | <b>12,273,565.40</b>                     |

Prepared by:

Reviewed by:

Approved:

Republic of the Philippines  
 PROVINCE OF RIZAL



**PROGRAM APPROPRIATION AND OBLIGATION BY OBJECT**

Office/Department : **HUMAN RESOURCE MANAGEMENT OFFICE** **1032**  
 Function : General Public Services  
 Project/Activity : Administrative Services  
 Fund/Special Account : General Fund

| Object of Expenditures<br>(1)                               | Account Code<br>(2)                                    | Past Year 2009<br>(Actual)<br>(3) | Current Year 2010<br>(Estimate)<br>(4)           | Budget Year 2011<br>(Estimate)<br>(5) |
|---|--|-----------------------------------|--|---------------------------------------|
| <b>EUGENE P. DURUSAN</b><br>Prov'l. Gov't. Dept. Head, HRMO | <b>PRISCILLA R. PADUA</b><br>Provincial Budget Officer |                                   | <b>CASIMIRO A. YNARES III, M. D.</b><br>Governor |                                       |

Republic of the Philippines  
PROVINCE OF RIZAL



## PROGRAM APPROPRIATION AND OBLIGATION BY OBJECT

Office/Department : **PLANNING & DEVELOPMENT COORDINATOR**  
Function : General Public Services  
Project/Activity : Planning and Development Coordination  
Fund/Special Account : General Fund

1041

| Object of Expenditures<br>(1)                           | Account Code<br>(2) | Past Year 2009<br>(Actual)<br>(3) | Current Year 2010<br>(Estimate)<br>(4) | Budget Year 2011<br>(Estimate)<br>(5) |
|---|---------------------|-----------------------------------|--|---------------------------------------|
| <b>1.0 Current Operating Expenditures</b>               |                     |                                   |  |                                       |
| <i>1.1 Personal Services</i>                            |                     |                                   |  |                                       |
| Salaries and Wages-Regular                              | 701                 | 6,184,139.51                      | 7,429,995.03                           | 8,291,269.63                          |
| Personnel Eco. Relief Allowance                         | 711                 | 190,223.64                        | 816,000.00                             | 816,000.00                            |
| Additional Compensation                                 | 712                 | 570,670.96                        |  |                                       |
| Representation Allowance                                | 713                 | 72,900.00                         | 75,600.00                              | 78,000.00                             |
| Clothing/Uniform Allowance                              | 715                 | 132,000.00                        | 136,000.00                             | 136,000.00                            |
| Productivity Incentive Allowance                        | 717                 | 66,000.00                         | 68,000.00                              | 68,000.00                             |
| Cash Gift   | 724                 | 156,875.00                        | 170,000.00                             | 170,000.00                            |
| Year-End Bonus  | 725                 | 516,217.85                        | 620,368.00                             | 693,183.00                            |
| Life & Ret. Ins. Contributions                          | 731                 | 741,227.04                        | 893,329.92                             | 998,183.52                            |
| PAG-IBIG Contributions                                  | 732                 | 38,000.00                         | 40,800.00                              | 40,800.00                             |
| PHILHEALTH Contributions                                | 733                 | 75,112.50                         | 89,700.00                              | 96,750.00                             |
| ECC Contributions                                       | 734                 | 37,143.08                         | 40,193.04                              | 40,403.28                             |
| Terminal Leave Benefits                                 | 742                 |                                   |  | 1,414,459.73                          |
| Other Personnel Benefits                                | 749                 | 309,000.00                        |  |                                       |
| <b>Total Personal Services</b>                          |                     | <b>9,089,509.58</b>               | <b>10,379,985.99</b>                   | <b>12,843,049.16</b>                  |
| <i>1.2 Maint. &amp; Other Operating Expenses</i>        |                     |                                   |  |                                       |
| Travelling Expenses-Local                               | 751                 | 55,657.50                         | 50,000.00                              | 50,000.00                             |
| Training Expenses                                       | 753                 | 31,284.00                         | 40,000.00                              | 60,000.00                             |
| Office Supplies Expenses                                | 755                 | 93,319.00                         | 105,000.00                             | 112,000.00                            |
| Gasoline, Oil and Lub. Expense                          | 761                 | 67,412.79                         | 99,000.00                              | 99,000.00                             |
| Other Supplies Expenses                                 | 765                 | 16,200.00                         | 55,800.00                              | 55,800.00                             |
| Telephone Expenses-Landline                             | 772                 | 11,983.71                         |  |                                       |
| Rep. & Maint. - Office Equipment                        | 821                 |                                   | 10,000.00                              | 10,000.00                             |
| Rep. & Maint. - IT Equipt. & Software                   | 823                 |                                   | 10,000.00                              | 10,000.00                             |
| Rep. & Maint. - Motor Vehicles                          | 841                 | 6,606.96                          | 20,000.00                              | 20,000.00                             |
| Other Maint. & Operating Expenses                       | 969                 | 1,760,878.80                      | 2,848,730.00                           | 2,900,886.80                          |
| <b>Total Maintenance &amp; Other Operating Expenses</b> |                     | <b>2,043,342.76</b>               | <b>3,238,530.00</b>                    | <b>3,317,686.80</b>                   |
| <b>2.0 Capital Outlays</b>                              |                     |                                   |  |                                       |
| <b>Property, Plant and Equipment</b>                    |                     |                                   |  |                                       |
| Office Equipment  | 221                 |                                   |  | 20,000.00                             |
| IT Equipment & Software                                 | 223                 | 33,900.00                         | 35,000.00                              | 10,000.00                             |
| <b>Total Capital Outlay</b>                             |                     | <b>33,900.00</b>                  | <b>35,000.00</b>                       | <b>30,000.00</b>                      |
| <b>TOTAL APPROPRIATIONS</b>                             |                     | <b>11,166,752.34 #</b>            | <b>13,653,515.99</b>                   | <b>16,190,735.96</b>                  |

Prepared by:

Reviewed by:

Approved:

GIRTIE A. SISON, EnP

PRISCILLA R. PADUA

CASIMIRO A. YNARES III, M. D.

Republic of the Philippines  
PROVINCE OF RIZAL



**PROGRAM APPROPRIATION AND OBLIGATION BY OBJECT**

**1041**

Office/Department : **PLANNING & DEVELOPMENT COORDINATOR**  
 Function : General Public Services  
 Project/Activity : Planning and Development Coordination  
 Fund/Special Account : General Fund

| Object of Expenditures                | Account Code              | Past Year 2009 (Actual) | Current Year 2010 (Estimate) | Budget Year 2011 (Estimate) |
|---------------------------------------|---------------------------|-------------------------|------------------------------|-----------------------------|
| (1)                                   | (2)                       | (3)                     | (4)                          | (5)                         |
| Prov'l. Planning & Dev't. Coordinator | Provincial Budget Officer |                         |                              | Governor                    |

Republic of the Philippines  
PROVINCE OF RIZAL



**PROGRAM APPROPRIATION AND OBLIGATION BY OBJECT**

Office/Department : **GENERAL SERVICES OFFICE** **1061**  
 Function : General Public Services  
 Project/Activity : General Administration/Maint. of Plazas, Parks, Monuments & Buildings  
 Fund/Special Account : General Fund

| Object of Expenditures<br>(1)  | Account Code<br>(2) | Past Year 2009<br>(Actual)<br>(3) | Current Year 2010<br>(Estimate)<br>(4) | Budget Year 2011<br>(Estimate)<br>(5) |
|--|---------------------|-----------------------------------|--|---------------------------------------|
| <b>1.0 Current Operating Expenditures</b>                                |                     |                                   |  |                                       |
| <i>1.1 Personal Services</i>   |                     |                                   |  |                                       |
| Salaries and Wages-Regular   | 701                 | 9,620,727.02                      | 11,045,969.83                          | 12,156,258.83                         |
| Personnel Eco. Relief Allowance  | 711                 | 479,076.46                        | 1,968,000.00                           | 1,968,000.00                          |
| Additional Compensation  | 712                 | 1,437,229.42                      |  |                                       |
| Representation Allowance   | 713                 | 136,800.00                        | 141,600.00                             | 144,000.00                            |
| Transportation Allowance   | 714                 | 136,800.00                        | 141,600.00                             | 144,000.00                            |
| Clothing/Uniform Allowance   | 715                 | 328,000.00                        | 328,000.00                             | 328,000.00                            |
| Productivity Incentive Allowance   | 717                 | 148,000.00                        | 164,000.00                             | 164,000.00                            |
| Cash Gift  | 724                 | 400,000.00                        | 410,000.00                             | 410,000.00                            |
| Year-End Bonus   | 725                 | 806,421.00                        | 923,625.00                             | 1,014,834.00                          |
| Life & Ret. Ins. Contributions   | 731                 | 1,156,732.92                      | 1,330,020.00                           | 1,461,360.96                          |
| PAG-IBIG Contributions   | 732                 | 96,000.00                         | 98,400.00                              | 98,400.00                             |
| PHILHEALTH Contributions   | 733                 | 114,775.00                        | 132,300.00                             | 142,200.00                            |
| ECC Contributions  | 734                 | 81,002.27                         | 88,244.64                              | 91,700.04                             |
| Retirement Benefits-Civilian   | 740                 |                                   |  | 613,744.49                            |
| Terminal Leave Benefits  | 742                 |                                   | 167,869.98                             | 246,242.86                            |
| Other Personnel Benefits   | 749                 | 841,544.77                        | 29,255.98                              | 31,594.37                             |
| <b>Total Personal Services</b>   |                     | <b>15,783,108.86</b>              | <b>16,968,885.43</b>                   | <b>19,014,335.55</b>                  |
| <i>1.2 Maint. &amp; Other Operating Expenses</i>                         |                     |                                   |  |                                       |
| Travelling Expenses-Local  | 751                 | 132,999.00                        | 81,600.00                              | 118,800.00                            |
| Training Expenses  | 753                 | 600.00                            | 60,000.00                              | 50,000.00                             |
| Office Supplies Expenses   | 755                 | 337,813.05                        | 383,350.00                             | 350,000.00                            |
| Gasoline, Oil and Lub. Expense   | 761                 | 106,054.50                        | 81,000.00                              | 340,200.00                            |
| Other Supplies Expenses  | 765                 | 563,744.00                        | 336,650.00                             | 350,000.00                            |
| Postage and Deliveries   | 771                 | 2,500.00                          | 10,000.00                              | 10,000.00                             |
| Telephone Expenses-Landline  | 772                 | 1,009,985.25                      | 1,483,408.11                           | 1,515,000.00                          |
| Internet Expenses  | 774                 | 67,480.74                         | 108,000.00                             | 109,680.00                            |
| Printing & Binding Expenses  | 781                 |                                   | 20,000.00                              | 10,000.00                             |
| Rent Expenses  | 782                 | 356,053.82                        | 494,400.00                             | 475,200.00                            |
| Janitorial Services  | 796                 | 1,622,725.50                      | 1,800,000.00                           | 1,800,000.00                          |
| Rep. & Maint. - Office Buildings   | 811                 | 530,680.79                        | 2,085,600.00                           | 2,000,000.00                          |
| Rep. & Maint. - Hosp. & Health Center                                    | 813                 | 5,489.00                          | 2,000,000.00                           | 1,800,000.00                          |
| Rep. & Maint. - Other Structures   | 815                 | 38,109.90                         | 200,000.00                             | 200,000.00                            |
| Rep. & Maint. - Office Equipment   | 821                 | 41,415.00                         | 50,000.00                              | 50,000.00                             |
| Rep. & Maint. - Furniture & Fixtures                                     | 822                 |                                   | 50,000.00                              | 50,000.00                             |
| Rep. & Maint. - IT Equipt. & Software                                    | 823                 | 6,255.00                          | 100,000.00                             | 100,000.00                            |
| Rep. & Maint. - Communication Equipt.                                    | 829                 | 16,280.00                         | 200,000.00                             | 200,000.00                            |
| Rep. & Maint. - Other Mach. & Equipt.                                    | 840                 | 30,400.00                         | 50,000.00                              | 50,000.00                             |
| Rep. & Maint. - Motor Vehicles   | 841                 | 59,487.00                         | 30,000.00                              | 30,000.00                             |
| Rep. & Maint. - Other Property, Plant & Equip                            | 850                 | 2,880.00                          | 100,000.00                             | 100,000.00                            |
| Rep. & Maint. - Parks, Plazas & Monuments                                | 852                 | 196,511.42                        | 200,000.00                             | 100,000.00                            |
| Rep. & Maint. - Artesian Wells, Reservoir, Pumping Stations and Conduits | 854                 |                                   | 50,000.00                              | 50,000.00                             |
| Taxes, Duties & Licenses   | 891                 | 351,976.08                        | 1,170,000.00                           | 1,270,000.00                          |
| Insurance Expenses   | 893                 | 1,256,999.44                      | 1,500,000.00                           | 1,489,000.00                          |

Republic of the Philippines  
 PROVINCE OF RIZAL



**PROGRAM APPROPRIATION AND OBLIGATION BY OBJECT**

Office/Department : **GENERAL SERVICES OFFICE** **1061**  
 Function : General Public Services  
 Project/Activity : General Administration/Maint. of Plazas, Parks, Monuments & Buildings  
 Fund/Special Account : General Fund

| Object of Expenditures<br>(1)                               | Account Code<br>(2) | Past Year 2009<br>(Actual)<br>(3) | Current Year 2010<br>(Estimate)<br>(4) | Budget Year 2011<br>(Estimate)<br>(5) |
|---|---------------------|-----------------------------------|--|---------------------------------------|
| Other Maint. & Operating Expenses                           | 969                 | 1,091,414.84                      | 100,000.00                             | 100,000.00                            |
| <b>Total Maintenance &amp; Other<br/>Operating Expenses</b> |                     | <b>7,827,854.33</b>               | <b>12,744,008.11</b>                   | <b>12,717,880.00</b>                  |



Republic of the Philippines  
PROVINCE OF RIZAL



**PROGRAM APPROPRIATION AND OBLIGATION BY OBJECT**

Office/Department : **PROVINCIAL BUDGET OFFICE**  
 Function : General Public Services  
 Project/Activity : Budgeting Services  
 Fund/Special Account : General Fund

1071

| Object of Expenditures<br>(1)                               | Account<br>Code<br>(2) | Past<br>Year 2009<br>(Actual)<br>(3) | Current<br>Year 2010<br>(Estimate)<br>(4) | Budget<br>Year 2011<br>(Estimate)<br>(5) |
|---|------------------------|--------------------------------------|---|--|
| <b>1.0 Current Operating Expenditures</b>                   |                        |                                      |   |  |
| <i>1.1 Personal Services</i>                                |                        |                                      |   |  |
| Salaries and Wages-Regular                                  | 701                    | 3,806,712.92                         | 4,539,212.19                              | 5,155,878.56                             |
| Personnel Eco. Relief Allowance                             | 711                    | 121,088.12                           | 504,000.00                                | 504,000.00                               |
| Additional Compensation                                     | 712                    | 363,264.40                           |   |  |
| Representation Allowance                                    | 713                    | 136,800.00                           | 141,600.00                                | 144,000.00                               |
| Transportation Allowance                                    | 714                    |                                      |   | 66,000.00                                |
| Clothing/Uniform Allowance                                  | 715                    | 80,000.00                            | 84,000.00                                 | 84,000.00                                |
| Productivity Incentive Allowance                            | 717                    | 36,000.00                            | 42,000.00                                 | 42,000.00                                |
| Cash Gift   | 724                    | 100,500.00                           | 105,000.00                                | 105,000.00                               |
| Year-End Bonus  | 725                    | 317,758.00                           | 379,252.00                                | 430,491.00                               |
| Life & Ret. Ins. Contributions                              | 731                    | 457,283.76                           | 546,122.88                                | 619,907.04                               |
| PAG-IBIG Contributions                                      | 732                    | 24,200.00                            | 25,200.00                                 | 25,200.00                                |
| PHILHEALTH Contributions                                    | 733                    | 46,050.00                            | 54,150.00                                 | 58,050.00                                |
| ECC Contributions   | 734                    | 23,202.16                            | 24,449.88                                 | 24,830.76                                |
| Retirement Benefits-Civilian                                | 740                    |                                      |   | 1,813,244.59                             |
| Terminal Leave Benefits                                     | 742                    |                                      | 652,188.38                                | 272,312.07                               |
| Other Personnel Benefits                                    | 749                    | 212,520.56                           | 573.84                                    | 626.94                                   |
| <b>Total Personal Services</b>                              |                        | <b>5,725,379.92</b>                  | <b>7,097,749.17</b>                       | <b>9,345,540.96</b>                      |
| <i>1.2 Maint. &amp; Other Operating Expenses</i>            |                        |                                      |   |  |
| Travelling Expenses-Local                                   | 751                    | 14,680.00                            | 40,000.00                                 | 30,000.00                                |
| Training Expenses   | 753                    | 28,988.00                            | 60,000.00                                 | 60,000.00                                |
| Office Supplies Expenses                                    | 755                    | 273,801.50                           | 138,000.00                                | 273,800.00                               |
| Gasoline, Oil and Lub. Expense                              | 761                    | 134,279.88                           | 144,000.00                                | 81,000.00                                |
| Other Supplies Expenses                                     | 765                    |                                      | 30,000.00                                 | 20,000.00                                |
| Postage and Deliveries                                      | 771                    | 13,275.65                            | 5,000.00                                  | 10,000.00                                |
| Rep. & Maint. - Office Equipment                            | 821                    |                                      | 10,000.00                                 | 10,000.00                                |
| Rep. & Maint. - Furniture & Fixtures                        | 822                    |                                      | 10,000.00                                 | 10,000.00                                |
| Rep. & Maint. - IT Equipt. & Software                       | 823                    | 3,000.00                             | 50,000.00                                 | 50,000.00                                |
| Rep. & Maint. - Motor Vehicles                              | 841                    | 143,895.00                           | 100,000.00                                | 20,000.00                                |
| Other Maint. & Operating Expenses                           | 969                    | 2,070.00                             | 50,000.00                                 | 40,859.04                                |
| <b>Total Maintenance &amp; Other<br/>Operating Expenses</b> |                        | <b>613,990.03</b>                    | <b>637,000.00</b>                         | <b>605,659.04</b>                        |
| <b>2.0 Capital Outlays</b>                                  |                        |                                      |   |  |
| <b>Property, Plant and Equipment</b>                        |                        |                                      |   |  |
| Office Equipment  | 221                    |                                      | 20,000.00                                 | 30,000.00                                |
| Furniture & Fixtures  | 222                    |                                      |   |  |
| IT Equipment & Software                                     | 223                    | 134,300.00                           | 50,000.00                                 |  |
| Library Books   | 224                    | 700.00                               | 5,000.00                                  | 20,000.00                                |
| <b>Total Capital Outlay</b>                                 |                        | <b>135,000.00</b>                    | <b>75,000.00</b>                          | <b>50,000.00</b>                         |
| <b>TOTAL APPROPRIATIONS</b>                                 |                        | <b>6,474,369.95</b>                  | <b>7,809,749.17</b>                       | <b>10,001,200.00</b>                     |

Prepared by:

Reviewed by:

Approved:

Republic of the Philippines  
 PROVINCE OF RIZAL



**PROGRAM APPROPRIATION AND OBLIGATION BY OBJECT**

Office/Department : **PROVINCIAL BUDGET OFFICE** **1071**  
 Function : General Public Services  
 Project/Activity : Budgeting Services  
 Fund/Special Account : General Fund

| Object of Expenditures<br><br>(1) | Account<br>Code<br><br>(2) | Past<br>Year 2009<br>(Actual)<br><br>(3) | Current<br>Year 2010<br>(Estimate)<br><br>(4) | Budget<br>Year 2011<br>(Estimate)<br><br>(5) |
|-----------------------------------|----------------------------|--|---|--|
|-----------------------------------|----------------------------|--|---|--|

**ELISA SJ. ARAULLO**  
 Prov'l. Gov't. Asst. Dept. Head

**PRISCILLA R. PADUA**  
 Provincial Budget Officer

**CASIMIRO A. YNARES III, M. D.**  
 Governor

Republic of the Philippines  
PROVINCE OF RIZAL



**PROGRAM APPROPRIATION AND OBLIGATION BY OBJECT**

Office/Department : **PROVINCIAL ACCOUNTANT** **1081**  
 Function : General Public Services  
 Project/Activity : Accounting Services  
 Fund/Special Account : General Fund

| Object of Expenditures<br>(1)                               | Account<br>Code<br>(2) | Past<br>Year 2009<br>(Actual)<br>(3) | Current<br>Year 2010<br>(Estimate)<br>(4) | Budget<br>Year 2011<br>(Estimate)<br>(5) |
|---|------------------------|--------------------------------------|---|--|
| <b>1.0 Current Operating Expenditures</b>                   |                        |                                      |   |  |
| <i>1.1 Personal Services</i>                                |                        |                                      |   |  |
| Salaries and Wages-Regular                                  | 701                    | 6,113,959.52                         | 7,177,836.62                              | 9,020,636.60                             |
| Personnel Eco. Relief Allowance                             | 711                    | 228,340.37                           | 936,000.00                                | 1,032,000.00                             |
| Additional Compensation                                     | 712                    | 685,021.21                           |   |  |
| Representation Allowance                                    | 713                    | 130,500.00                           | 146,400.00                                | 78,000.00                                |
| Transportation Allowance                                    | 714                    | 63,900.00                            | 70,800.00                                 |  |
| Clothing/Uniform Allowance                                  | 715                    | 160,000.00                           | 156,000.00                                | 172,000.00                               |
| Productivity Incentive Allowance                            | 717                    | 64,000.00                            | 78,000.00                                 | 86,000.00                                |
| Cash Gift   | 724                    | 197,500.00                           | 195,000.00                                | 215,000.00                               |
| Year-End Bonus  | 725                    | 523,458.50                           | 598,694.00                                | 754,193.00                               |
| Life & Ret. Ins. Contributions                              | 731                    | 741,960.12                           | 862,119.36                                | 1,086,037.92                             |
| PAG-IBIG Contributions                                      | 732                    | 46,100.00                            | 46,800.00                                 | 51,600.00                                |
| PHILHEALTH Contributions                                    | 733                    | 74,950.00                            | 85,362.00                                 | 104,850.00                               |
| ECC Contributions   | 734                    | 42,100.85                            | 43,888.80                                 | 49,555.80                                |
| Other Personnel Benefits                                    | 749                    | 406,000.00                           |   |  |
| <b>Total Personal Services</b>                              |                        | <b>9,477,790.57</b>                  | <b>10,396,900.78</b>                      | <b>12,649,873.32</b>                     |
| <i>1.2 Maint. &amp; Other Operating Expenses</i>            |                        |                                      |   |  |
| Travelling Expenses-Local                                   | 751                    | 7,027.00                             | 32,000.00                                 | 25,000.00                                |
| Training Expenses   | 753                    | 10,112.00                            | 64,000.00                                 | 177,000.00                               |
| Office Supplies Expenses                                    | 755                    | 262,011.65                           | 215,594.60                                | 262,000.00                               |
| Gasoline, Oil and Lub. Expense                              | 761                    | 60,491.83                            | 81,000.00                                 | 81,000.00                                |
| Postage and Deliveries                                      | 771                    |                                      | 18,000.00                                 | 15,000.00                                |
| Telephone Expenses-Landline                                 | 772                    | 21,852.42                            |   |  |
| Printing & Binding Expenses                                 | 781                    |                                      | 35,000.00                                 | 25,000.00                                |
| Rep. & Maint. - Office Equipment                            | 821                    |                                      | 15,600.00                                 | 15,600.00                                |
| Rep. & Maint. - Furniture & Fixtures                        | 822                    |                                      | 8,200.00                                  | 8,200.00                                 |
| Rep. & Maint. - IT Equipt. & Software                       | 823                    |                                      | 60,000.00                                 | 40,000.00                                |
| Rep. & Maint. - Motor Vehicles                              | 841                    | 19,425.00                            | 28,250.00                                 | 20,000.00                                |
| Other Maint. & Operating Expenses                           | 969                    |                                      | 23,000.00                                 | 20,626.68                                |
| <b>Total Maintenance &amp; Other<br/>Operating Expenses</b> |                        | <b>380,919.90</b>                    | <b>580,644.60</b>                         | <b>689,426.68</b>                        |
| <b>2.0 Capital Outlays</b>                                  |                        |                                      |   |  |
| <b>Property, Plant and Equipment</b>                        |                        |                                      |   |  |
| IT Equipment & Software                                     | 223                    | 317,600.00                           | 259,000.00                                | 150,000.00                               |
| Library Books   | 224                    | 700.00                               |   | 700.00                                   |
| <b>Total Capital Outlay</b>                                 |                        | <b>318,300.00</b>                    | <b>259,000.00</b>                         | <b>150,700.00</b>                        |
| <b>TOTAL APPROPRIATIONS</b>                                 |                        | <b>10,177,010.47</b>                 | <b>11,236,545.38</b>                      | <b>13,490,000.00</b>                     |

Prepared by:

Reviewed by:

Approved:

**CECILIA C. ALMAJOSE**  
Provincial Accountant

**PRISCILLA R. PADUA**  
Provincial Budget Officer

**CASIMIRO A. YNARES III, M. D.**  
Governor

Republic of the Philippines  
PROVINCE OF RIZAL



**PROGRAM APPROPRIATION AND OBLIGATION BY OBJECT**

Office/Department : **PROVINCIAL TREASURER** **1091**  
 Function : General Public Services  
 Project/Activity : Treasury Services  
 Fund/Special Account : General Fund

| Object of Expenditures<br>(1)                           | Account Code<br>(2) | Past Year 2009<br>(Actual)<br>(3) | Current Year 2010<br>(Estimate)<br>(4) | Budget Year 2011<br>(Estimate)<br>(5) |
|---|---------------------|-----------------------------------|--|---------------------------------------|
| <b>1.0 Current Operating Expenditures</b>               |                     |                                   |  |                                       |
| <i>1.1 Personal Services</i>                            |                     |                                   |  |                                       |
| Salaries and Wages-Regular                              | 701                 | 10,538,334.91                     | 12,983,172.23                          | 14,492,946.16                         |
| Personnel Eco. Relief Allowance                         | 711                 | 387,588.72                        | 1,702,400.00                           | 1,704,000.00                          |
| Additional Compensation                                 | 712                 | 1,162,766.14                      |  |                                       |
| Representation Allowance                                | 713                 | 72,900.00                         | 141,600.00                             | 144,000.00                            |
| Transportation Allowance                                | 714                 |                                   | 66,000.00                              | 66,000.00                             |
| Clothing/Uniform Allowance                              | 715                 | 252,000.00                        | 284,000.00                             | 284,000.00                            |
| Productivity Incentive Allowance                        | 717                 | 124,000.00                        | 142,000.00                             | 142,000.00                            |
| Overtime & Night Pay                                    | 723                 |                                   | 56,000.00                              |                                       |
| Cash Gift   | 724                 | 323,000.00                        | 355,000.00                             | 355,000.00                            |
| Year-End Bonus  | 725                 | 889,530.00                        | 1,085,255.00                           | 1,210,103.00                          |
| Life & Ret. Ins. Contributions                          | 731                 | 1,266,901.80                      | 1,562,767.20                           | 1,742,548.32                          |
| PAG-IBIG Contributions                                  | 732                 | 77,700.00                         | 85,200.00                              | 85,200.00                             |
| PHILHEALTH Contributions                                | 733                 | 127,150.00                        | 156,750.00                             | 169,800.00                            |
| ECC Contributions                                       | 734                 | 74,422.55                         | 83,855.76                              | 84,930.00                             |
| Retirement Benefits-Civilian                            | 740                 |                                   |  | 535,087.47                            |
| Terminal Leave Benefits                                 | 742                 |                                   | 149,440.20                             | 111,467.09                            |
| Other Personnel Benefits                                | 749                 | 701,149.76                        | 168.24                                 | 182.88                                |
| <b>Total Personal Services</b>                          |                     | <b>15,997,443.88</b>              | <b>18,853,608.63</b>                   | <b>21,127,264.92</b>                  |
| <i>1.2 Maint. &amp; Other Operating Expenses</i>        |                     |                                   |  |                                       |
| Travelling Expenses-Local                               | 751                 | 168,300.00                        | 166,800.00                             | 170,500.00                            |
| Training Expenses                                       | 753                 | 27,140.00                         | 80,000.00                              | 60,000.00                             |
| Office Supplies Expenses                                | 755                 | 295,544.85                        | 180,000.00                             | 280,235.08                            |
| Accountable Forms Expenses                              | 756                 | 499,650.00                        | 700,000.00                             | 700,000.00                            |
| Gasoline, Oil and Lub. Expense                          | 761                 | 74,039.98                         | 81,000.00                              | 81,000.00                             |
| Other Supplies Expenses                                 | 765                 | 136,790.00                        | 200,000.00                             | 150,000.00                            |
| Postage and Deliveries                                  | 771                 | 59,315.00                         | 40,000.00                              | 66,000.00                             |
| Telephone Expenses-Landline                             | 772                 | 22,290.89                         |  |                                       |
| Rep. & Maint. - Office Equipment                        | 821                 |                                   | 20,000.00                              | 15,000.00                             |
| Rep. & Maint. - IT Equipt. & Software                   | 823                 |                                   | 50,000.00                              | 50,000.00                             |
| Rep. & Maint. - Motor Vehicles                          | 841                 | 39,984.00                         | 20,000.00                              | 20,000.00                             |
| Rep. & Maint. - Other Property, Plant & Equ             | 850                 |                                   | 5,000.00                               | 5,000.00                              |
| Taxes, Duties & Licenses                                | 891                 | 5,532.00                          | 120,000.00                             | 75,000.00                             |
| Fidelity Bond Premiums                                  | 892                 | 70,732.50                         | 140,000.00                             | 160,000.00                            |
| Insurance Expenses                                      | 893                 | 13,612.50                         | 5,000.00                               | 5,000.00                              |
| Other Maint. & Operating Expenses                       | 969                 | 57,933.00                         | 175,000.00                             | 120,000.00                            |
| <b>Total Maintenance &amp; Other Operating Expenses</b> |                     | <b>1,470,864.72</b>               | <b>1,982,800.00</b>                    | <b>1,957,735.08</b>                   |
| <b>2.0 Capital Outlays</b>                              |                     |                                   |  |                                       |
| <b>Property, Plant and Equipment</b>                    |                     |                                   |  |                                       |
| Office Equipment  | 221                 | 88,100.00                         | 25,000.00                              | 21,000.00                             |
| Furniture & Fixtures                                    | 222                 |                                   | 5,000.00                               | 2,000.00                              |
| IT Equipment & Software                                 | 223                 | 189,726.40                        | 120,000.00                             | 188,000.00                            |
| Library Books   | 224                 |                                   | 5,000.00                               | 2,000.00                              |
| Other Property, Plant & Equipment                       | 250                 |                                   | 10,000.00                              | 2,000.00                              |

Republic of the Philippines  
 PROVINCE OF RIZAL



**PROGRAM APPROPRIATION AND OBLIGATION BY OBJECT**

Office/Department : **PROVINCIAL TREASURER** **1091**  
 Function : General Public Services  
 Project/Activity : Treasury Services  
 Fund/Special Account : General Fund

| Object of Expenditures<br>(1) | Account<br>Code<br>(2) | Past<br>Year 2009<br>(Actual)<br>(3) | Current<br>Year 2010<br>(Estimate)<br>(4) | Budget<br>Year 2011<br>(Estimate)<br>(5) |
|-------------------------------|------------------------|--------------------------------------|---|--|
| <b>Total Capital Outlay</b>   |                        | <b>277,826.40</b>                    | <b>165,000.00</b>                         | <b>215,000.00</b>                        |

Republic of the Philippines  
 PROVINCE OF RIZAL



**PROGRAM APPROPRIATION AND OBLIGATION BY OBJECT**

Office/Department : **PROVINCIAL TREASURER** **1091**  
 Function : General Public Services  
 Project/Activity : Treasury Services  
 Fund/Special Account : General Fund

| Object of Expenditures<br>(1)   | Account Code<br>(2) | Past Year 2009 (Actual)<br>(3) | Current Year 2010 (Estimate)<br>(4) | Budget Year 2011 (Estimate)<br>(5) |
|---------------------------------|---------------------|--------------------------------|-------------------------------------|------------------------------------|
| <b>3.0 Financial Expenses</b>   |                     |                                |                                     |                                    |
| Bank Charges                    | 971                 |                                | 70,000.00                           | 50,000.00                          |
| Documentary Stamp Expenses      | 974                 |                                | 140,000.00                          | 70,000.00                          |
| <b>Total Financial Expenses</b> |                     | -                              | <b>210,000.00</b>                   | <b>120,000.00</b>                  |
| <b>TOTAL APPROPRIATIONS</b>     |                     | <b>17,746,135.00 #</b>         | <b>21,211,408.63</b>                | <b>23,420,000.00</b>               |

Prepared by:

Reviewed by:

Approved:

**MA. TERESA E. LASQUETY**  
 Provincial Treasurer

**PRISCILLA R. PADUA**  
 Provincial Budget Officer

**CASIMIRO A. YNARES III, M. D.**  
 Governor

Republic of the Philippines  
 PROVINCE OF RIZAL




**PROGRAM APPROPRIATION AND OBLIGATION BY OBJECT**

Office/Department : **PROVINCIAL ASSESSOR**  
 Function : General Public Services  
 Project/Activity : Assessment Services  
 Fund/Special Account : General Fund

**1101**

| Object of Expenditures<br>(1) | Account Code<br>(2)       | Past Year 2009<br>(Actual)<br>(3) | Current Year 2010<br>(Estimate)<br>(4) | Budget Year 2011<br>(Estimate)<br>(5) |
|-------------------------------|---------------------------|-----------------------------------|--|---------------------------------------|
| OIC, Provincial Assessor      | Provincial Budget Officer |                                   | Governor                               |                                       |

Republic of the Philippines  
PROVINCE OF RIZAL



**PROGRAM APPROPRIATION AND OBLIGATION BY OBJECT**

Office/Department : **Provincial Auditor's Office**  
 Function : General Public Services  
 Project/Activity : Auditing Services  
 Fund/Special Account : General Fund

**1111**

| Object of Expenditures<br>(1)                           | Account Code<br>(2) | Past Year 2009<br>(Actual)<br>(3) | Current Year 2010<br>(Estimate)<br>(4) | Budget Year 2011<br>(Estimate)<br>(5) |
|---|---------------------|-----------------------------------|--|---------------------------------------|
| <b>1.0 Current Operating Expenditures</b>               |                     |                                   |  |                                       |
| <i>1.2 Maint. &amp; Other Operating Expenses</i>        |                     |                                   |  |                                       |
| Travelling Expenses-Local                               | 751                 | 69,400.00                         | 70,000.00                              | 56,000.00                             |
| Training Expenses                                       | 753                 |                                   | 52,000.00                              | 45,000.00                             |
| Office Supplies Expenses                                | 755                 | 107,432.75                        | 100,000.00                             | 120,000.00                            |
| Gasoline, Oil and Lub. Expense                          | 761                 | 55,027.31                         | 81,000.00                              | 81,000.00                             |
| Other Supplies Expenses                                 | 765                 | 1,370.00                          | 10,000.00                              | 9,000.00                              |
| Telephone Expenses-Landline                             | 772                 | 40,867.91                         |  |                                       |
| Rep. & Maint. - Office Equipment                        | 821                 |                                   | 10,000.00                              | 5,000.00                              |
| Rep. & Maint. - IT Equipt. & Software                   | 823                 |                                   |  | 9,000.00                              |
| Rep. & Maint. - Motor Vehicles                          | 841                 | 21,243.00                         | 25,000.00                              | 25,000.00                             |
| <b>Total Maintenance &amp; Other Operating Expenses</b> |                     | <b>295,340.97</b>                 | <b>348,000.00</b>                      | <b>350,000.00</b>                     |
| <b>2.0 Capital Outlays</b>                              |                     |                                   |  |                                       |
| <b>Property, Plant and Equipment</b>                    |                     |                                   |  |                                       |
| Office Equipment  | 221                 |                                   | 52,000.00                              |                                       |
| IT Equipment & Software                                 | 223                 | 6,450.00                          |  | 45,000.00                             |
| Library Books   | 224                 |                                   |  | 5,000.00                              |
| <b>Total Capital Outlay</b>                             |                     | <b>6,450.00</b>                   | <b>52,000.00</b>                       | <b>50,000.00</b>                      |
| <b>TOTAL APPROPRIATIONS</b>                             |                     | <b>301,790.97</b>                 | <b>400,000.00</b>                      | <b>400,000.00</b>                     |

Prepared by:

Reviewed by:

Approved:

**ANTONIO C. BACOLCOL**  
Provincial Auditor

**PRISCILLA R. PADUA**  
Provincial Budget Officer

**CASIMIRO A. YNARES III, M. D.**  
Governor



Republic of the Philippines  
PROVINCE OF RIZAL



## PROGRAM APPROPRIATION AND OBLIGATION BY OBJECT

Office/Department : **PROVINCIAL LEGAL OFFICE** 1131  
 Function : General Public Services  
 Project/Activity : Legal Services  
 Fund/Special Account : General Fund

| Object of Expenditures<br>(1)                               | Account Code<br>(2) | Past<br>Year 2009<br>(Actual)<br>(3) | Current<br>Year 2010<br>(Estimate)<br>(4) | Budget<br>Year 2011<br>(Estimate)<br>(5) |
|---|---------------------|--------------------------------------|---|--|
| <b>1.0 Current Operating Expenditures</b>                   |                     |                                      |   |  |
| <i>1.1 Personal Services</i>                                |                     |                                      |   |  |
| Salaries and Wages-Regular                                  | 701                 | 2,765,717.53                         | 3,390,014.78                              | 3,922,247.11                             |
| Personnel Eco. Relief Allowance                             | 711                 | 76,316.01                            | 312,000.00                                | 312,000.00                               |
| Additional Compensation                                     | 712                 | 228,948.04                           |   |  |
| Representation Allowance                                    | 713                 | 132,000.00                           | 141,600.00                                | 144,000.00                               |
| Transportation Allowance                                    | 714                 | 59,100.00                            | 66,000.00                                 | 66,000.00                                |
| Clothing/Uniform Allowance                                  | 715                 | 52,000.00                            | 52,000.00                                 | 52,000.00                                |
| Productivity Incentive Allowance                            | 717                 | 20,000.00                            | 26,000.00                                 | 26,000.00                                |
| Cash Gift   | 724                 | 65,000.00                            | 65,000.00                                 | 65,000.00                                |
| Year-End Bonus  | 725                 | 235,568.00                           | 283,047.00                                | 328,377.00                               |
| Life & Ret. Ins. Contributions                              | 731                 | 331,592.52                           | 407,587.68                                | 472,862.88                               |
| PAG-IBIG Contributions                                      | 732                 | 15,300.00                            | 15,600.00                                 | 15,600.00                                |
| PHILHEALTH Contributions                                    | 733                 | 33,887.50                            | 40,788.00                                 | 43,200.00                                |
| ECC Contributions   | 734                 | 15,174.36                            | 15,600.00                                 | 15,600.00                                |
| Terminal Leave Benefits                                     | 742                 |                                      |   | 113,325.91                               |
| Other Personnel Benefits                                    | 749                 | 140,000.00                           |   |  |
| <b>Total Personal Services</b>                              |                     | <b>4,170,603.96</b>                  | <b>4,815,237.46</b>                       | <b>5,576,212.90</b>                      |
| <i>1.2 Maint. &amp; Other Operating Expenses</i>            |                     |                                      |   |  |
| Travelling Expenses-Local                                   | 751                 |                                      | 35,000.00                                 | 35,000.00                                |
| Training Expenses   | 753                 | 67,500.00                            | 80,000.00                                 | 80,000.00                                |
| Office Supplies Expenses                                    | 755                 | 28,790.50                            | 30,000.00                                 | 30,000.00                                |
| Gasoline, Oil and Lub. Expense                              | 761                 | 114,652.98                           | 193,000.00                                | 198,000.00                               |
| Postage and Deliveries                                      | 771                 | 5,000.00                             | 5,000.00                                  | 5,000.00                                 |
| Telephone Expenses-Landline                                 | 772                 | 4,734.31                             |   |  |
| Subscription Expenses                                       | 786                 |                                      | 20,000.00                                 | 20,000.00                                |
| Rep. & Maint. - Furniture & Fixtures                        | 822                 |                                      | 5,000.00                                  | 5,000.00                                 |
| Rep. & Maint. - IT Equipt. & Software                       | 823                 |                                      | 20,000.00                                 | 20,000.00                                |
| Rep. & Maint. - Motor Vehicles                              | 841                 | 12,105.00                            | 65,000.00                                 | 65,000.00                                |
| Other Maint. & Operating Expenses                           | 969                 |                                      |   | 40,000.00                                |
| <b>Total Maintenance &amp; Other<br/>Operating Expenses</b> |                     | <b>232,782.79</b>                    | <b>453,000.00</b>                         | <b>498,000.00</b>                        |
| <b>2.0 Capital Outlays</b>                                  |                     |                                      |   |  |
| <b>Property, Plant and Equipment</b>                        |                     |                                      |   |  |
| IT Equipment & Software                                     | 223                 | 33,900.00                            | 150,000.00                                |  |
| Library Books   | 224                 |                                      | 70,000.00                                 |  |
| <b>Total Capital Outlay</b>                                 |                     | <b>33,900.00</b>                     | <b>220,000.00</b>                         | <b>-</b>                                 |
| <b>TOTAL APPROPRIATIONS</b>                                 |                     | <b>4,437,286.75</b>                  | <b>5,488,237.46</b>                       | <b>6,074,212.90</b>                      |

Prepared by:

Reviewed by:

Approved:

**ATTY. ROLANDO P. RIVERA**  
Provincial Legal Officer

**PRISCILLA R. PADUA**  
Provincial Budget Officer

**CASIMIRO A. YNARES III, M. D.**  
Governor

Republic of the Philippines  
PROVINCE OF RIZAL



**PROGRAM APPROPRIATION AND OBLIGATION BY OBJECT**

Office/Department : **Provincial Prosecutor** 1141  
 Function : General Public Services  
 Project/Activity : Prosecution Services  
 Fund/Special Account : General Fund

| Object of Expenditures<br>(1)                           | Account Code<br>(2) | Past Year 2009<br>(Actual)<br>(3) | Current Year 2010<br>(Estimate)<br>(4) | Budget Year 2011<br>(Estimate)<br>(5) |
|---|---------------------|-----------------------------------|--|---------------------------------------|
| <b>1.0 Current Operating Expenditures</b>               |                     |                                   |  |                                       |
| <i>1.2 Maint. &amp; Other Operating Expenses</i>        |                     |                                   |  |                                       |
| Travelling Expenses-Local                               | 751                 | 328,300.00                        | 358,000.00                             | 358,000.00                            |
| Office Supplies Expenses                                | 755                 | 71,375.95                         | 66,000.00                              | 66,000.00                             |
| Other Supplies Expenses                                 | 765                 |                                   | 10,000.00                              | 10,000.00                             |
| Telephone Expenses-Landline                             | 772                 | 109,040.81                        | 216,000.00                             | 216,000.00                            |
| <b>Total Maintenance &amp; Other Operating Expenses</b> |                     | <b><u>508,716.76</u></b>          | <b><u>650,000.00</u></b>               | <b><u>650,000.00</u></b>              |
| <b>TOTAL APPROPRIATIONS</b>                             |                     | <b><u><u>508,716.76</u></u></b>   | <b><u><u>650,000.00</u></u></b>        | <b><u><u>650,000.00</u></u></b>       |

Prepared by:

Reviewed by:

Approved:

**EDGARDO C. BAUTISTA**  
Provincial Prosecutor

**PRISCILLA R. PADUA**  
Provincial Budget Officer

**CASIMIRO A. YNARES III, M. D.**  
Governor

Republic of the Philippines  
PROVINCE OF RIZAL

**PROGRAM APPROPRIATION AND OBLIGATION BY OBJECT**

Office/Department : **OFFICE OF THE GOVERNOR**  
 Function : Other Purposes  
 Project/Activity : Statutory and Contractual Obligations - Local Disaster Risk Reduction and Management  
 Fund/Special Account : General Fund



| Object of Expenditures<br>(1)                               | Account<br>Code<br>(2) | Past<br>Year 2009<br>(Actual)<br>(3) | Current<br>Year 2010<br>(Estimate)<br>(4) | Budget<br>Year 2011<br>(Estimate)<br>(5) |
|---|------------------------|--------------------------------------|---|--|
| <b>1.0 Current Operating Expenditures</b>                   |                        |                                      |   |  |
| <i>1.2 Maint. &amp; Other Operating Expenses</i>            |                        |                                      |   |  |
| Training Expense  | 9998-753               |                                      |   | 500,000.00                               |
| Food Supplies Expenses                                      | -758                   | 7,465,155.00                         | 11,599,947.75                             | 12,610,619.44                            |
| Drugs & Medicines Expenses                                  | -759                   | 822,050.00                           | 4,000,000.00                              | 4,000,000.00                             |
| Med., Dental, & Lab. Supplies Exp.                          | -760                   | 493,040.00                           | 4,000,000.00                              | 4,000,000.00                             |
| Other Supplies Expenses                                     | -765                   | 45,794.50                            | 3,500,000.00                              | 3,500,000.00                             |
| Repairs and Maintenance:                                    |                        |                                      |   |  |
| -Office Buildings   | -811                   |                                      | 2,500,000.00                              | 2,500,000.00                             |
| -School Buildings   | -812                   |                                      | 10,000,000.00                             | 9,000,000.00                             |
| -Hospitals & Health Center                                  | -813                   |                                      | 2,500,000.00                              | 2,500,000.00                             |
| -Other Structures   | -815                   |                                      | 2,600,000.00                              | 2,600,000.00                             |
| -Roads, Highways and Bridges                                | -851                   | 1,243,860.85                         | 10,000,000.00                             | 8,000,000.00                             |
| -Irrigation, Canals and Laterals                            | -855                   | 178,630.09                           | 3,700,000.00                              | 3,700,000.00                             |
| -Waterways, Aqueducts,<br>Seawalls and Others               | -857                   | 4,969,068.14                         | 5,000,000.00                              | 6,000,000.00                             |
| -Other Public Infrastructures                               | -860                   | 999,773.99                           | 5,000,000.00                              | 5,000,000.00                             |
| Subsidy to Local Government Units                           | -874                   | 5,550,000.00                         | 8,000,000.00                              | 8,000,000.00                             |
| Donations   | -878                   | 565,000.00                           | 3,000,000.00                              | 3,000,000.00                             |
| Other Maint. & Operating Expenses                           | -969                   | 9,394,840.00                         | 7,952,948.15                              | 10,500,000.00                            |
| <b>Total Maintenance &amp; Other<br/>Operating Expenses</b> |                        | <b>31,727,212.57</b>                 | <b>83,352,895.90</b>                      | <b>85,410,619.44</b>                     |
| <b>2.0 Capital Outlays</b>                                  |                        |                                      |   |  |
| <b>Property, Plant and Equipment</b>                        |                        |                                      |   |  |
| Motor Vehicles  | -240                   |                                      |   | 4,000,000.00                             |
| Other Property, Plant & Equipment                           | -250                   |                                      |   | 2,000,000.00                             |
| <b>Total Capital Outlay</b>                                 |                        | <b>-</b>                             | <b>-</b>                                  | <b>6,000,000.00</b>                      |
| <b>TOTAL APPROPRIATIONS</b>                                 |                        | <b>31,727,212.57</b>                 | <b>83,352,895.90</b>                      | <b>91,410,619.44</b>                     |

Reviewed by:

Approved:

**PRISCILLA R. PADUA**  
Provincial Budget Officer

**CASIMIRO A. YNARES III, M.D.**  
Governor

Republic of the Philippines  
PROVINCE OF RIZAL

**PROGRAM APPROPRIATION AND OBLIGATION BY OBJECT**

Office/Department : **OFFICE OF THE GOVERNOR**  
 Function : Other Purposes  
 Project/Activity : Statutory and Contractual Obligations - Aid to Barangay  
 Fund/Special Account : General Fund



| Object of Expenditures<br>(1)                               | Account<br>Code<br>(2) | Past<br>Year 2009<br>(Actual)<br>(3) | Current<br>Year 2010<br>(Estimate)<br>(4) | Budget<br>Year 2011<br>(Estimate)<br>(5) |
|---|------------------------|--------------------------------------|---|--|
| <b>1.0 Current Operating Expenditures</b>                   |                        |                                      |   |  |
| <i>1.2 Maint. &amp; Other Operating Expenses</i>            |                        |                                      |   |  |
| Subsidy to Local Government Units                           | 9999-874               | 189,000.00                           | 189,000.00                                | 188,000.00                               |
| <b>Total Maintenance &amp; Other<br/>Operating Expenses</b> |                        | <u>189,000.00</u>                    | <u>189,000.00</u>                         | <u>188,000.00</u>                        |
| <b>TOTAL APPROPRIATIONS</b>                                 |                        | <u><u>189,000.00</u></u>             | <u><u>189,000.00</u></u>                  | <u><u>188,000.00</u></u>                 |

Reviewed by:

**PRISCILLA R. PADUA**  
Provincial Budget Officer

Approved:

**CASIMIRO A. YNARES III, M.D.**  
Governor

Republic of the Philippines  
PROVINCE OF RIZAL

**PROGRAM APPROPRIATION AND OBLIGATION BY OBJECT**

Office/Department : **OFFICE OF THE GOVERNOR**  
 Function : Other Purposes  
 Project/Activity : Statutory and Contractual Obligations - Debt Servicing  
 Fund/Special Account : General Fund



| Object of Expenditures<br>(1)             | Account Code<br>(2) | Past Year 2009 (Actual)<br>(3) | Current Year 2010 (Estimate)<br>(4) | Budget Year 2011 (Estimate)<br>(5) |
|---|---------------------|--------------------------------|-------------------------------------|------------------------------------|
| <b>1.0 Current Operating Expenditures</b> |                     |                                |                                     |                                    |
| <b>2.0 Capital Outlays</b>                |                     |                                |                                     |                                    |
| <i>Long-Term Liabilities</i>              |                     |                                |                                     |                                    |
| <i>Mortgage/Bonds/Loans Payable</i>       |                     |                                |                                     |                                    |
| Loan Payable- Domestic                    | 9921-444#           | 54,487,918.00                  | 66,395,804.56                       | 66,338,268.00                      |
| <b>Total Capital Outlay</b>               |                     | <b>54,487,918.00</b>           | <b>66,395,804.56</b>                | <b>66,338,268.00</b>               |
| <b>3.0 Financial Expenses</b>             |                     |                                |                                     |                                    |
| Bank Charges                              | 9923-971            | 40,930.00                      |                                     |                                    |
| Interest Expenses                         | -975                | 16,871,881.14                  | 32,682,384.36                       | 12,739,726.01                      |
| <b>Total Financial Expenses</b>           |                     | <b>16,912,811.14</b>           | <b>32,682,384.36</b>                | <b>12,739,726.01</b>               |
| <b>TOTAL APPROPRIATIONS</b>               |                     | <b>71,400,729.14</b>           | <b>99,078,188.92</b>                | <b>79,077,994.01</b>               |

Reviewed by:

Approved:

**PRISCILLA R. PADUA**  
Provincial Budget Officer

**CASIMIRO A. YNARES III, M.D.**  
Governor

| GENERAL PUBLIC SERVICES                          |  | Gov                   | SPP                  | SPS                 | PA                   | HRMO                 | PPDC                 | GSO                  | PBO                 | PAC                  | PTO                  | PAS                  |
|--|--|-----------------------|----------------------|---------------------|----------------------|----------------------|----------------------|----------------------|---------------------|----------------------|----------------------|----------------------|
| CY 2011  |  | 1011                  | 1021                 | 1022                | 1031                 | 1032                 | 1041                 | 1061                 | 1071                | 1081                 | 1091                 | 1101                 |
| <b>1.0 Current Operating Expenditures</b>        |  |                       |                      |                     |                      |                      |                      |                      |                     |                      |                      |                      |
| <i>1.1 Personal Services</i>                     |  |                       |                      |                     |                      |                      |                      |                      |                     |                      |                      |                      |
| 701  | Salaries and Wages-Regular               | 13,784,213.31         | 11,137,608.35        | 6,298,609.10        | 21,634,649.02        | 7,291,418.90         | 8,291,269.63         | 12,156,258.83        | 5,155,878.56        | 9,020,636.60         | 14,492,946.16        | 11,870,182.89        |
| 705  | Salaries and Wages-Casual                | 63,630,000.00         | -                    | -                   | -                    | -                    | -                    | -                    | -                   | -                    | -                    | -                    |
| 711  | Personnel Eco. Relief Allowance          | 18,072,000.00         | 1,032,000.00         | 720,000.00          | 3,188,000.00         | 792,000.00           | 816,000.00           | 1,968,000.00         | 504,000.00          | 1,032,000.00         | 1,704,000.00         | 1,200,000.00         |
| 713  | Representation Allowance                 | 104,400.00            | 1,107,600.00         | 78,000.00           | 144,000.00           | 78,000.00            | 78,000.00            | 144,000.00           | 144,000.00          | 78,000.00            | 144,000.00           | 144,000.00           |
| 714  | Transportation Allowance                 | -                     | 156,000.00           | -                   | 66,000.00            | 78,000.00            | -                    | 144,000.00           | 66,000.00           | -                    | 66,000.00            | 66,000.00            |
| 715  | Clothing/Uniform Allowance               | 212,000.00            | 172,000.00           | 120,000.00          | 528,000.00           | 132,000.00           | 136,000.00           | 328,000.00           | 84,000.00           | 172,000.00           | 284,000.00           | 200,000.00           |
| 716  | Subs., Laundry & Qtr Allowance           | 86,625.00             | -                    | -                   | -                    | -                    | -                    | -                    | -                   | -                    | -                    | -                    |
| 717  | Productivity Incentive Allowance         | 1,506,000.00          | 58,000.00            | 60,000.00           | 264,000.00           | 66,000.00            | 68,000.00            | 164,000.00           | 42,000.00           | 86,000.00            | 142,000.00           | 100,000.00           |
| 723  | Overtime & Night Pay                     | 600,000.00            | -                    | -                   | -                    | -                    | -                    | -                    | -                   | -                    | -                    | -                    |
| 724  | Cash Gift                                | 3,765,000.00          | 215,000.00           | 150,000.00          | 660,000.00           | 165,000.00           | 170,000.00           | 410,000.00           | 105,000.00          | 215,000.00           | 355,000.00           | 250,000.00           |
| 725  | Year-End Bonus                           | 6,451,887.00          | 928,246.00           | 525,449.00          | 1,804,730.00         | 609,283.00           | 693,183.00           | 1,014,834.00         | 430,491.00          | 754,193.00           | 1,210,103.00         | 989,562.00           |
| 731  | Life & Ret. Ins. Contributions           | 9,290,717.28          | 1,336,674.24         | 756,646.56          | 2,598,811.20         | 877,367.52           | 998,183.52           | 1,461,360.96         | 619,907.04          | 1,086,037.92         | 1,742,548.32         | 1,424,969.28         |
| 732  | PAG-IBIG Contributions                   | 903,600.00            | 51,600.00            | 36,000.00           | 158,400.00           | 39,600.00            | 40,800.00            | 98,400.00            | 25,200.00           | 51,600.00            | 85,200.00            | 60,000.00            |
| 733  | PHILHEALTH Contributions                 | 897,600.00            | 105,000.00           | 73,800.00           | 256,350.00           | 85,200.00            | 96,750.00            | 142,200.00           | 58,050.00           | 104,850.00           | 169,800.00           | 136,800.00           |
| 734  | ECC Contributions                        | 699,706.80            | 48,869.88            | 35,544.72           | 158,288.88           | 38,126.88            | 40,403.28            | 91,700.04            | 24,830.76           | 49,555.80            | 84,930.00            | 59,639.64            |
| 740  | Retirement Benefits-Civilian             | -                     | -                    | -                   | -                    | -                    | -                    | -                    | -                   | -                    | -                    | -                    |
| 742  | Terminal Leave Benefits                  | 18,952.81             | -                    | -                   | -                    | -                    | 1,414,459.73         | 246,242.86           | 272,312.07          | -                    | 535,087.47           | 3,825,646.91         |
| 749  | Other Personnel Benefits                 | -                     | -                    | -                   | 56,009.42            | -                    | -                    | 31,594.37            | 626.94              | -                    | 111,467.09           | 1,463,011.81         |
|  | <b>Total Personal Services</b>           | <b>120,022,702.20</b> | <b>16,348,598.47</b> | <b>8,854,049.38</b> | <b>31,497,238.52</b> | <b>10,821,065.40</b> | <b>12,843,049.16</b> | <b>19,014,335.55</b> | <b>9,345,540.96</b> | <b>12,649,873.32</b> | <b>21,127,264.92</b> | <b>21,789,992.53</b> |
| <i>1.2 Maint. &amp; Other Operating Expenses</i> |  |                       |                      |                     |                      |                      |                      |                      |                     |                      |                      |                      |
| 751  | Travelling Expenses-Local                | 334,700.00            | 50,000.00            | 60,000.00           | 134,000.00           | 25,000.00            | 50,000.00            | 118,800.00           | 30,000.00           | 25,000.00            | 170,500.00           | 80,000.00            |
| 752  | Travelling Expenses-Foreign              | 300,000.00            | -                    | -                   | -                    | -                    | -                    | -                    | -                   | -                    | -                    | -                    |
| 753  | Training Expenses                        | 1,093,000.00          | 2,500,000.00         | 50,000.00           | 100,000.00           | 600,000.00           | 60,000.00            | 50,000.00            | 60,000.00           | 177,000.00           | 60,000.00            | 60,000.00            |
| 755  | Office Supplies Expenses                 | 7,262,056.00          | 150,000.00           | 50,000.00           | 80,000.00            | 300,000.00           | 112,000.00           | 350,000.00           | 273,800.00          | 262,000.00           | 280,235.08           | 165,322.00           |
| 756  | Accountable Forms Expenses               | -                     | -                    | -                   | -                    | -                    | -                    | -                    | -                   | -                    | -                    | -                    |
| 758  | Food Supplies Expenses                   | -                     | -                    | -                   | 5,840,000.00         | -                    | -                    | -                    | -                   | -                    | 700,000.00           | -                    |
| 759  | Drugs & Medicines Expenses               | -                     | -                    | -                   | -                    | -                    | -                    | -                    | -                   | -                    | -                    | -                    |
| 760  | Med., Dental, & Lab. Supplies Exp.       | -                     | -                    | -                   | -                    | -                    | -                    | -                    | -                   | -                    | -                    | -                    |
| 761  | Gasoline, Oil and Lub. Expense           | 2,856,000.00          | 1,278,000.00         | 144,000.00          | 1,269,000.00         | -                    | 99,000.00            | 340,200.00           | 81,000.00           | 81,000.00            | 81,000.00            | 81,000.00            |
| 764  | Military and Police Supplies Expenses    | 1,000,000.00          | -                    | -                   | 53,800.00            | -                    | -                    | -                    | -                   | -                    | -                    | -                    |
| 765  | Other Supplies Expenses                  | 2,200,000.00          | 100,000.00           | 17,950.62           | 330,000.00           | 17,500.00            | 55,800.00            | 350,000.00           | 20,000.00           | -                    | 150,000.00           | 30,000.00            |
| 766  | Water Expenses                           | -                     | -                    | -                   | 1,500,000.00         | -                    | -                    | -                    | -                   | -                    | -                    | -                    |
| 767  | Electricity Expenses                     | -                     | -                    | -                   | 7,500,000.00         | -                    | -                    | -                    | -                   | -                    | -                    | -                    |
| 771  | Postage and Deliveries                   | 25,000.00             | 5,000.00             | 4,000.00            | 5,000.00             | -                    | -                    | 10,000.00            | 10,000.00           | 15,000.00            | 66,000.00            | 10,000.00            |
| 772  | Telephone Expenses-Landline              | -                     | 36,000.00            | 24,000.00           | 88,000.00            | -                    | -                    | 1,515,000.00         | -                   | -                    | -                    | -                    |
| 773  | Telephone Expenses-Mobile                | 920,000.00            | -                    | -                   | -                    | -                    | -                    | -                    | -                   | -                    | -                    | -                    |
| 774  | Internet Expenses                        | 36,000.00             | 50,000.00            | 54,000.00           | -                    | -                    | -                    | 109,680.00           | -                   | -                    | -                    | -                    |
| 775  | Cable, Satellite, Telegraph & Radio Exp. | 100,000.00            | -                    | -                   | -                    | -                    | -                    | -                    | -                   | -                    | -                    | -                    |
| 778  | Membership Dues & Contributions to Org.  | -                     | 140,000.00           | -                   | 20,000.00            | -                    | -                    | -                    | -                   | -                    | -                    | -                    |
| 780  | Advertising Expenses                     | 1,800,000.00          | -                    | 50,000.00           | 1,500,000.00         | -                    | -                    | -                    | -                   | -                    | -                    | -                    |
| 781  | Printing & Binding Expenses              | 2,300,000.00          | -                    | 22,000.00           | 500,000.00           | -                    | -                    | 10,000.00            | -                   | 25,000.00            | -                    | -                    |
| 782  | Rent Expenses                            | 300,000.00            | -                    | -                   | -                    | -                    | -                    | 475,200.00           | -                   | -                    | -                    | -                    |
| 786  | Subscription Expenses                    | 844,000.00            | 36,000.00            | 40,000.00           | -                    | -                    | -                    | -                    | -                   | -                    | -                    | -                    |
| 788  | Rewards & Other Claims                   | -                     | -                    | -                   | -                    | 400,000.00           | -                    | -                    | -                   | -                    | -                    | -                    |
| 793  | Consultancy Services                     | 3,318,568.00          | -                    | -                   | -                    | -                    | -                    | -                    | -                   | -                    | -                    | -                    |
| 796  | Janitorial Services                      | -                     | -                    | -                   | -                    | -                    | -                    | 1,800,000.00         | -                   | -                    | -                    | -                    |
| 799  | Other Professional Services              | 970,000.00            | -                    | -                   | -                    | -                    | -                    | -                    | -                   | -                    | -                    | -                    |
| 811  | R & M -Office Buildings                  | -                     | -                    | -                   | -                    | -                    | -                    | 2,000,000.00         | -                   | -                    | -                    | -                    |

| GENERAL PUBLIC SERVICES<br>CY 2011                               | Gov                   | SPP                 | SPS               | PA                   | HRMO                | PPDC                | GSO                  | PBO               | PAC               | PTO                 | PAS               |
|--|-----------------------|---------------------|-------------------|----------------------|---------------------|---------------------|----------------------|-------------------|-------------------|---------------------|-------------------|
|  | 1011                  | 1021                | 1022              | 1031                 | 1032                | 1041                | 1061                 | 1071              | 1081              | 1091                | 1101              |
| R & M - School Buildings   | -                     | -                   | -                 | -                    | -                   | -                   | -                    | -                 | -                 | -                   | -                 |
| R & M - Hosp. & Health Center                                    | -                     | -                   | -                 | -                    | -                   | -                   | 1,800,000.00         | -                 | -                 | -                   | -                 |
| R & M - Other Structures   | -                     | -                   | -                 | -                    | -                   | -                   | 200,000.00           | -                 | -                 | -                   | -                 |
| R & M - Office Equipment   | 200,000.00            | 10,000.00           | 10,000.00         | 70,000.00            | 2,500.00            | 10,000.00           | 50,000.00            | 10,000.00         | 15,600.00         | 15,000.00           | -                 |
| R & M - Furniture & Fixtures                                     | 20,000.00             | 10,000.00           | 10,000.00         | -                    | -                   | -                   | 50,000.00            | 10,000.00         | 8,200.00          | -                   | -                 |
| R & M - IT Equip. & Software                                     | 170,000.00            | -                   | 30,000.00         | 15,000.00            | 2,500.00            | 10,000.00           | 100,000.00           | 50,000.00         | 40,000.00         | 50,000.00           | 60,000.00         |
| R & M - Communication Equip.                                     | 100,000.00            | -                   | -                 | -                    | -                   | -                   | 200,000.00           | -                 | -                 | -                   | -                 |
| R & M - Military & Police Equip.                                 | -                     | -                   | -                 | 100,000.00           | -                   | -                   | -                    | -                 | -                 | -                   | -                 |
| R & M - Other Mach. & Equip.                                     | -                     | -                   | -                 | -                    | -                   | -                   | 50,000.00            | -                 | -                 | -                   | -                 |
| R & M - Motor Vehicles   | 3,108,000.00          | 300,000.00          | 40,000.00         | 310,000.00           | -                   | 20,000.00           | 30,000.00            | 20,000.00         | 20,000.00         | 20,000.00           | 20,000.00         |
| R & M - Other PPE  | 20,000.00             | -                   | -                 | -                    | -                   | -                   | 100,000.00           | -                 | -                 | 5,000.00            | -                 |
| R & M - Roads, Hi-ways & Bridges                                 | -                     | -                   | -                 | -                    | -                   | -                   | -                    | -                 | -                 | -                   | -                 |
| R & M - Parks, Plazas & Monuments                                | -                     | -                   | -                 | -                    | -                   | -                   | 100,000.00           | -                 | -                 | -                   | -                 |
| R & M - Artesian Wells, Reservoir, Pumping Stations and Conduits | -                     | -                   | -                 | -                    | -                   | -                   | 50,000.00            | -                 | -                 | -                   | -                 |
| R & M - Irrigation, Canals & Laterals                            | -                     | -                   | -                 | -                    | -                   | -                   | -                    | -                 | -                 | -                   | -                 |
| R & M - Waterways, Aqueducts, Seawalls, Riverwalls & Others      | -                     | -                   | -                 | -                    | -                   | -                   | -                    | -                 | -                 | -                   | -                 |
| R & M - Other Public Infrastructures                             | -                     | -                   | -                 | -                    | -                   | -                   | -                    | -                 | -                 | -                   | -                 |
| Subsidy to Nat'l Gov't. Agencies                                 | 3,200,000.00          | -                   | -                 | -                    | -                   | -                   | -                    | -                 | -                 | -                   | -                 |
| Subsidy to Local Government Units                                | 107,020,000.00        | -                   | -                 | -                    | -                   | -                   | -                    | -                 | -                 | -                   | -                 |
| Subsidy to NGO's/POs   | 2,800,721.80          | -                   | -                 | -                    | -                   | -                   | -                    | -                 | -                 | -                   | -                 |
| Donations  | 152,465,000.00        | -                   | -                 | -                    | -                   | -                   | -                    | -                 | -                 | -                   | -                 |
| Confidential Expenses  | 27,500,000.00         | -                   | -                 | -                    | -                   | -                   | -                    | -                 | -                 | -                   | -                 |
| Intelligence Expenses  | 27,300,000.00         | -                   | -                 | -                    | -                   | -                   | -                    | -                 | -                 | -                   | -                 |
| Extraordinary Expenses   | 2,505,262.00          | -                   | -                 | -                    | -                   | -                   | -                    | -                 | -                 | -                   | -                 |
| Taxes, Duties & Licenses   | -                     | -                   | -                 | -                    | -                   | -                   | 1,270,000.00         | -                 | -                 | 75,000.00           | -                 |
| Fidelity Bond Premiums   | -                     | -                   | -                 | -                    | -                   | -                   | -                    | -                 | -                 | 160,000.00          | -                 |
| Insurance Expenses   | 4,790,000.00          | -                   | -                 | -                    | -                   | -                   | 1,489,000.00         | -                 | -                 | 5,000.00            | -                 |
| Other Maint. & Operating Expenses                                | 8,101,000.00          | 206,401.53          | 10,000.00         | 2,000,000.00         | 10,000.00           | 2,900,886.80        | 100,000.00           | 40,859.04         | 20,626.68         | 120,000.00          | 20,000.00         |
| <b>Total Maintenance &amp; Other Operating Expenses</b>          | <b>364,959,297.80</b> | <b>4,871,401.53</b> | <b>615,950.62</b> | <b>21,414,800.00</b> | <b>1,357,500.00</b> | <b>3,317,686.80</b> | <b>12,717,880.00</b> | <b>605,659.04</b> | <b>689,426.68</b> | <b>1,957,735.08</b> | <b>526,322.00</b> |
| <b>2.0 Capital Outlays</b>                                       |                       |                     |                   |                      |                     |                     |                      |                   |                   |                     |                   |
| <b>Property, Plant and Equipment</b>                             |                       |                     |                   |                      |                     |                     |                      |                   |                   |                     |                   |
| Land   | 5,000,000.00          | -                   | -                 | -                    | -                   | -                   | -                    | -                 | -                 | -                   | -                 |
| Office Equipment   | 5,000,000.00          | -                   | 20,000.00         | -                    | -                   | 20,000.00           | -                    | 30,000.00         | -                 | 21,000.00           | -                 |
| Furniture & Fixtures   | 5,000,000.00          | -                   | -                 | -                    | -                   | -                   | -                    | -                 | -                 | 2,000.00            | -                 |
| IT Equipment & Software  | 10,000,000.00         | 300,000.00          | 35,000.00         | -                    | 70,000.00           | 10,000.00           | 90,000.00            | -                 | 150,000.00        | 188,000.00          | -                 |
| Library Books  | 20,000.00             | 10,000.00           | 30,000.00         | -                    | 25,000.00           | -                   | -                    | 20,000.00         | 700.00            | 2,000.00            | -                 |
| Communication Equipment  | 500,000.00            | -                   | -                 | 100,000.00           | -                   | -                   | -                    | -                 | -                 | -                   | -                 |
| Military & Police Equipment                                      | 1,000,000.00          | -                   | -                 | 100,000.00           | -                   | -                   | -                    | -                 | -                 | -                   | -                 |
| Technical & Scientific Equipment                                 | 300,000.00            | -                   | -                 | -                    | -                   | -                   | -                    | -                 | -                 | -                   | -                 |
| Motor Vehicles   | 15,000,000.00         | -                   | -                 | -                    | -                   | -                   | -                    | -                 | -                 | -                   | -                 |
| Other Property, Plant & Equipment                                | 500,000.00            | -                   | -                 | -                    | -                   | -                   | 80,000.00            | -                 | -                 | 2,000.00            | -                 |
| <b>Long-Term Liabilities</b>                                     |                       |                     |                   |                      |                     |                     |                      |                   |                   |                     |                   |
| Loans Payable-Domestic   | -                     | -                   | -                 | -                    | -                   | -                   | -                    | -                 | -                 | -                   | -                 |
| <b>Total Capital Outlay</b>                                      | <b>42,320,000.00</b>  | <b>310,000.00</b>   | <b>85,000.00</b>  | <b>200,000.00</b>    | <b>95,000.00</b>    | <b>30,000.00</b>    | <b>170,000.00</b>    | <b>50,000.00</b>  | <b>150,700.00</b> | <b>215,000.00</b>   | <b>-</b>          |
| <b>3.0 Financial Expenses</b>                                    |                       |                     |                   |                      |                     |                     |                      |                   |                   |                     |                   |
| Bank Charges   | -                     | -                   | -                 | -                    | -                   | -                   | -                    | -                 | -                 | 50,000.00           | -                 |
| Documentary Stamp Expenses                                       | -                     | -                   | -                 | -                    | -                   | -                   | -                    | -                 | -                 | 70,000.00           | -                 |
| Interest Expense   | -                     | -                   | -                 | -                    | -                   | -                   | -                    | -                 | -                 | -                   | -                 |

| GENERAL PUBLIC SERVICES  |                |               |              |               |               |               |               |               |               |               |               |
|--------------------------|----------------|---------------|--------------|---------------|---------------|---------------|---------------|---------------|---------------|---------------|---------------|
| CY 2011                  | Gov<br>1011    | SPP<br>1021   | SPS<br>1022  | PA<br>1031    | HRMO<br>1032  | PPDC<br>1041  | GSO<br>1061   | PBO<br>1071   | PAC<br>1081   | PTO<br>1091   | PAS<br>1101   |
| Total Financial Expenses | -              | -             | -            | -             | -             | -             | -             | -             | -             | 120,000.00    | -             |
| TOTAL APPROPRIATIONS     | 527,302,000.00 | 21,530,000.00 | 9,555,000.00 | 53,112,038.52 | 12,273,565.40 | 16,190,735.96 | 31,902,215.55 | 10,001,200.00 | 13,490,000.00 | 23,420,000.00 | 22,316,314.53 |



| <b>GENERAL PUBLIC SERVICES</b>                   |     | COA        | PLO                 | PROSEC     | Statutory     | Total                 |
|--|-----|------------|---------------------|------------|---------------|-----------------------|
| <b>CY 2011</b>                                   |     | 1111       | 1131                | 1141       |               | (GPS)                 |
| <b>1.0 Current Operating Expenditures</b>        |     |            |                     |            |               |                       |
| <i>1.1 Personal Services</i>                     |     |            |                     |            |               |                       |
| Salaries and Wages-Regular                       | 701 | -          | 3,922,247.11        | -          | -             | 125,055,918.46        |
| Salaries and Wages-Casual                        | 705 | -          | -                   | -          | -             | 63,630,000.00         |
| Personnel Eco. Relief Allowance                  | 711 | -          | 312,000.00          | -          | -             | 31,320,000.00         |
| Representation Allowance                         | 713 | -          | 144,000.00          | -          | -             | 2,388,000.00          |
| Transportation Allowance                         | 714 | -          | 66,000.00           | -          | -             | 708,000.00            |
| Clothing/Uniform Allowance                       | 715 | -          | 52,000.00           | -          | -             | 2,420,000.00          |
| Subs., Laundry & Qtr Allowance                   | 716 | -          | -                   | -          | -             | 86,625.00             |
| Productivity Incentive Allowance                 | 717 | -          | 26,000.00           | -          | -             | 2,582,000.00          |
| Overtime & Night Pay                             | 723 | -          | -                   | -          | -             | 600,000.00            |
| Cash Gift  | 724 | -          | 65,000.00           | -          | -             | 6,525,000.00          |
| Year-End Bonus                                   | 725 | -          | 328,377.00          | -          | -             | 15,740,338.00         |
| Life & Ret. Ins. Contributions                   | 731 | -          | 472,862.88          | -          | -             | 22,666,086.72         |
| PAG-IBIG Contributions                           | 732 | -          | 15,600.00           | -          | -             | 1,566,000.00          |
| PHILHEALTH Contributions                         | 733 | -          | 43,200.00           | -          | -             | 2,169,600.00          |
| ECC Contributions                                | 734 | -          | 15,600.00           | -          | -             | 1,347,196.68          |
| Retirement Benefits-Civilian                     | 740 | -          | -                   | -          | -             | 7,356,792.56          |
| Terminal Leave Benefits                          | 742 | -          | 113,325.91          | -          | -             | 3,639,772.28          |
| Other Personnel Benefits                         | 749 | -          | -                   | -          | -             | 88,593.61             |
| <b>Total Personal Services</b>                   |     | -          | <b>5,576,212.90</b> | -          | -             | <b>289,889,923.31</b> |
| <i>1.2 Maint. &amp; Other Operating Expenses</i> |     |            |                     |            |               |                       |
| Travelling Expenses-Local                        | 751 | 56,000.00  | 35,000.00           | 358,000.00 | -             | 1,527,000.00          |
| Travelling Expenses-Foreign                      | 752 | -          | -                   | -          | -             | 300,000.00            |
| Training Expenses                                | 753 | 45,000.00  | 80,000.00           | -          | 500,000.00    | 5,435,000.00          |
| Office Supplies Expenses                         | 755 | 120,000.00 | 30,000.00           | 66,000.00  | -             | 9,501,413.08          |
| Accountable Forms Expenses                       | 756 | -          | -                   | -          | -             | 700,000.00            |
| Food Supplies Expenses                           | 758 | -          | -                   | -          | 12,610,619.44 | 18,450,619.44         |
| Drugs & Medicines Expenses                       | 759 | -          | -                   | -          | 4,000,000.00  | 4,000,000.00          |
| Med., Dental, & Lab. Supplies Exp.               | 760 | -          | -                   | -          | 4,000,000.00  | 4,000,000.00          |
| Gasoline, Oil and Lub. Expense                   | 761 | 81,000.00  | 198,000.00          | -          | -             | 6,589,200.00          |
| Military and Police Supplies Expenses            | 764 | -          | -                   | -          | -             | 1,053,800.00          |
| Other Supplies Expenses                          | 765 | 9,000.00   | -                   | 10,000.00  | 3,500,000.00  | 6,790,250.62          |
| Water Expenses                                   | 766 | -          | -                   | -          | -             | 1,500,000.00          |
| Electricity Expenses                             | 767 | -          | -                   | -          | -             | 7,500,000.00          |
| Postage and Deliveries                           | 771 | -          | 5,000.00            | -          | -             | 155,000.00            |
| Telephone Expenses-Landline                      | 772 | -          | -                   | 216,000.00 | -             | 1,879,000.00          |
| Telephone Expenses-Mobile                        | 773 | -          | -                   | -          | -             | 920,000.00            |
| Internet Expenses                                | 774 | -          | -                   | -          | -             | 249,680.00            |
| Cable, Satellite, Telegraph & Radio Exp.         | 775 | -          | -                   | -          | -             | 100,000.00            |
| Membership Dues & Contributions to Org.          | 778 | -          | -                   | -          | -             | 160,000.00            |
| Advertising Expenses                             | 780 | -          | -                   | -          | -             | 3,350,000.00          |
| Printing & Binding Expenses                      | 781 | -          | -                   | -          | -             | 2,857,000.00          |
| Rent Expenses                                    | 782 | -          | -                   | -          | -             | 775,200.00            |
| Subscription Expenses                            | 786 | -          | 20,000.00           | -          | -             | 940,000.00            |
| Rewards & Other Claims                           | 788 | -          | -                   | -          | -             | 400,000.00            |
| Consultancy Services                             | 793 | -          | -                   | -          | -             | 3,318,568.00          |
| Janitorial Services                              | 796 | -          | -                   | -          | -             | 1,800,000.00          |
| Other Professional Services                      | 799 | -          | -                   | -          | -             | 970,000.00            |
| R & M -Office Buildings                          | 811 | -          | -                   | -          | 2,500,000.00  | 4,500,000.00          |

| <b>GENERAL PUBLIC SERVICES</b>  |  | COA               | PLO                 | PROSEC            | Statutory             | Total                 |
|---------------------------------|--|-------------------|---------------------|-------------------|-----------------------|-----------------------|
| <b>CY 2011</b>                  |  | 1111              | 1131                | 1141              |                       | (GPS)                 |
| <b>Total Financial Expenses</b> |  | -                 | -                   | -                 | 12,739,726.01         | 12,859,726.01         |
| <b>TOTAL APPROPRIATIONS</b>     |  | <b>400,000.00</b> | <b>6,074,212.90</b> | <b>650,000.00</b> | <b>170,676,613.45</b> | <b>918,893,896.31</b> |

Republic of the Philippines  
PROVINCE OF RIZAL



## PROGRAM APPROPRIATION AND OBLIGATION BY OBJECT

Office/Department : PROVINCIAL SCHOOL BOARD  
Function : Education, Culture, Sports & Manpower Dev't.  
Project Activity : School Supervision ( Superintendent of Schools)  
Fund/Special Account : Special Education Fund

3311

| Object of Expenditures<br>(1)                         | Account<br>Code<br>(2) | Past<br>Year 2009<br>(Actual)<br>(3) | Current<br>Year 2010<br>(Estimate)<br>(4) | Budget<br>Year 2011<br>(Estimate)<br>(5) |
|---|------------------------|--------------------------------------|---|--|
| <b>1.0 Current Operating Expenditures</b>             |                        |                                      |   |  |
| <i>1.1 Personal Services</i>                          |                        |                                      |   |  |
| Salaries and Wages-Regular                            | -701                   | 20,099,693.60                        | 31,349,184.00                             | 34,552,992.00                            |
| Personnel Eco. Relief Allowance                       | -711                   | 833,434.22                           | 4,416,000.00                              | 4,416,000.00                             |
| Additional Compensation                               | -712                   | 2,500,250.04                         |   |  |
| Clothing/Uniform Allowance                            | -715                   | 616,000.00                           | 736,000.00                                | 736,000.00                               |
| Productivity Incentive Allowance                      | -717                   | 162,000.00                           | 368,000.00                                | 368,000.00                               |
| Cash Gift   | -724                   | 652,000.00                           | 920,000.00                                | 920,000.00                               |
| Year End Bonus  | -725                   | 1,277,161.00                         | 2,612,432.00                              | 2,879,416.00                             |
| Life & Ret. Ins. Contributions                        | -731                   | 2,500,927.26                         | 3,761,902.08                              | 4,146,359.04                             |
| PAG-IBIG Contributions                                | -732                   | 173,300.00                           | 220,800.00                                | 220,800.00                               |
| PHILHEALTH Contributions                              | -733                   | 259,950.00                           | 386,400.00                                | 414,000.00                               |
| ECC Contributions                                     | -734                   | 173,400.00                           | 220,800.00                                | 220,800.00                               |
| <b>Total Personal Services</b>                        |                        | <b>29,248,116.12</b>                 | <b>44,991,518.08</b>                      | <b>48,874,367.04</b>                     |
| <i>1.2 Maintenance &amp; Other Operating Expenses</i> |                        |                                      |   |  |
| Travelling Expenses - Foreign                         | -752                   |                                      | 500,000.00                                | 500,000.00                               |
| Training Expenses                                     | -753                   | 799,120.00                           | 1,000,000.00                              | 1,000,000.00                             |
| Office Supplies Expenses                              | -755                   | 141,078.65                           | 500,000.00                                | 500,000.00                               |
| Textbooks and Instructional Materials                 | -763                   | 5,294,887.00                         | 7,900,000.00                              | 7,900,000.00                             |
| Other Supplies Expenses                               | -765                   | 30,135,840.50                        | 32,000,000.00                             | 29,000,000.00                            |
| Electricity Expenses                                  | -767                   | 716,828.24                           | 700,000.00                                | 700,000.00                               |
| Telephone Expenses - Landline                         | -772                   | 716,828.24                           | 300,000.00                                | 300,000.00                               |
| <b>Total Maintenance and Other Operating Expenses</b> |                        | <b>37,804,582.63</b>                 | <b>42,900,000.00</b>                      | <b>39,900,000.00</b>                     |
| <b>2.0 Capital Outlay</b>                             |                        |                                      |   |  |
| Property, Plant and Equipment:                        |                        |                                      |   |  |
| IT Equipment and Software                             | -223                   | -                                    |   | 2,200,000.00                             |
| <b>Total Capital Outlay</b>                           |                        | <b>-</b>                             | <b>-</b>                                  | <b>2,200,000.00</b>                      |
| <b>TOTAL APPROPRIATIONS</b>                           |                        | <b>67,052,698.75</b>                 | <b>87,891,518.08</b>                      | <b>90,974,367.04</b>                     |

Prepared by:

Reviewed by:

Approved:

**AUREA F. STO. DOMINGO, CESO V**  
Schools Division Superintendent

**PRISCILLA R. PADUA**  
Provincial Budget Officer

**CASIMIRO A. YNARES III, M. D.**  
Governor

Republic of the Philippines  
PROVINCE OF RIZAL



**PROGRAM APPROPRIATION AND OBLIGATION BY OBJECT**

Office/Department : PROVINCIAL SCHOOL BOARD  
Function : Education, Culture, Sports & Manpower Dev't.  
Project Activity : Elementary Education  
Fund/Special Account : Special Education Fund

**3321**

| Object of Expenditures<br>(1)             | Account<br>Code<br>(2) | Past<br>Year 2009<br>(Actual)<br>(3) | Current<br>Year 2010<br>(Estimate)<br>(4) | Budget<br>Year 2011<br>(Estimate)<br>(5) |
|---|------------------------|--------------------------------------|---|--|
| <b>1.0 Current Operating Expenditures</b> |                        |                                      |   |  |
| <b>2.0 Capital Outlay</b>                 |                        |                                      |   |  |
| <i>Property, Plant &amp; Equipment</i>    |                        |                                      |   |  |
| School Buildings                          | -212                   | 13,511,235.85                        | 29,694,547.57                             | 30,127,402.15                            |
| Other Public Infrastructures              | -260                   |                                      |   | 5,000,000.00                             |
| <b>Total Capital Outlay</b>               |                        | <u>13,511,235.85</u>                 | <u>29,694,547.57</u>                      | <u>35,127,402.15</u>                     |
| <b>TOTAL APPROPRIATIONS</b>               |                        | <u>13,511,235.85</u>                 | <u>29,694,547.57</u>                      | <u>35,127,402.15</u>                     |

Prepared by:

**AUREA F. STO. DOMINGO, CESO V**  
Schools Division Superintendent

Reviewed by:

**PRISCILLA R. PADUA**  
Provincial Budget Officer

Approved:

**CASIMIRO A. YNARES III, M. D.**  
Governor



Republic of the Philippines  
PROVINCE OF RIZAL

**PROGRAM APPROPRIATION AND OBLIGATION BY OBJECT**

Office/Department : PROVINCIAL SCHOOL BOARD **3322**  
 Function : Education, Culture, Sports & Manpower Dev't.  
 Project Activity : Secondary Education  
 Fund/Special Account : Special Education Fund

| Object of Expenditures<br>(1)             | Account<br>Code<br>(2) | Past<br>Year 2009<br>(Actual)<br>(3) | Current<br>Year 2010<br>(Estimate)<br>(4) | Budget<br>Year 2011<br>(Estimate)<br>(5) |
|---|------------------------|--------------------------------------|---|--|
| <b>1.0 Current Operating Expenditures</b> |                        |                                      |   |  |
| <b>2.0 Capital Outlay</b>                 |                        |                                      |   |  |
| <i>Property, Plant &amp; Equipment</i>    |                        |                                      |   |  |
| School Buildings                          | -212                   | 10,085,179.26                        | 11,270,452.43                             | 10,000,000.00                            |
| Other Public Infrastructures              | -260                   |                                      |   | 3,500,000.00                             |
| <b>TOTAL APPROPRIATIONS</b>               |                        | <b><u>10,085,179.26</u></b>          | <b><u>11,270,452.43</u></b>               | <b><u>13,500,000.00</u></b>              |

Prepared by:

**AUREA F. STO. DOMINGO, CESO V**  
Schools Division Superintendent

Reviewed by:

**PRISCILLA R. PADUA**  
Provincial Budget Officer

Approved:

**CASIMIRO A. YNARES III, M. D.**  
Governor

Republic of the Philippines  
PROVINCE OF RIZAL



**PROGRAM APPROPRIATION AND OBLIGATION BY OBJECT**

Office/Department : PROVINCIAL SCHOOL BOARD  
Function : Education, Culture, Sports & Manpower Dev't.  
Project Activity : Manpower Development Services  
Fund/Special Account : Special Education Fund

**3351**

| Object of Expenditures<br>(1)                     | Account<br>Code<br>(2) | Past<br>Year 2009<br>(Actual)<br>(3) | Current<br>Year 2010<br>(Estimate)<br>(4) | Budget<br>Year 2011<br>(Estimate)<br>(5) |
|---|------------------------|--------------------------------------|---|--|
| <b>1.0 Current Operating Expenditures</b>         |                        |                                      |   |  |
| <i>Maintenance &amp; Other Operating Expenses</i> |                        |                                      |   |  |
| Training Expenses                                 | -753                   | -                                    | 1,350,000.00                              | 2,350,000.00                             |
| Subsidy to NGOs / POs                             | -876                   | 100,000.00                           | 200,000.00                                | 200,000.00                               |
| Other Maint. & Operating Exp.                     | -969                   |                                      | 1,150,000.00                              | 1,150,000.00                             |
| <b>TOTAL APPROPRIATIONS</b>                       |                        | <b>100,000.00</b>                    | <b>2,700,000.00</b>                       | <b>3,700,000.00</b>                      |

Prepared by:

**AUREA F. STO. DOMINGO, CESO V**  
Schools Division Superintendent

Reviewed by:

**PRISCILLA R. PADUA**  
Provincial Budget Officer

Approved:

**CASIMIRO A. YNARES III, M. D.**  
Governor

Republic of the Philippines  
PROVINCE OF RIZAL



**PROGRAM APPROPRIATION AND OBLIGATION BY OBJECT**

Office/Department : PROVINCIAL SCHOOL BOARD  
 Function : Education, Culture, Sports & Manpower Dev't.  
 Project Activity : Other Education, Culture, Sports & Manpower Dev't. Services/Cultural  
 Fund/Special Account : Special Education Fund

**3391**

| Object of Expenditures<br>(1)                     | Account Code<br>(2) | Past Year 2009<br>(Actual)<br>(3) | Current Year 2010<br>(Estimate)<br>(4) | Budget Year 2011<br>(Estimate)<br>(5) |
|---|---------------------|-----------------------------------|--|---------------------------------------|
| <b>1.0 Current Operating Expenditures</b>         |                     |                                   |  |                                       |
| <i>Maintenance &amp; Other Operating Expenses</i> |                     |                                   |  |                                       |
| Other Maint. & Operating Expenses                 | -969                | 0.00                              | 820,000.00                             | 820,000.00                            |
| <b>TOTAL APPROPRIATIONS</b>                       |                     | <b><u>0.00</u></b>                | <b><u>820,000.00</u></b>               | <b><u>820,000.00</u></b>              |

Prepared by:

Reviewed by:

Approved:

**AUREA F. STO. DOMINGO, CESO V**  
Schools Division Superintendent

**PRISCILLA R. PADUA**  
Provincial Budget Officer

**CASIMIRO A. YNARES III, M. D.**  
Governor



Republic of the Philippines  
PROVINCE OF RIZAL

**PROGRAM APPROPRIATION AND OBLIGATION BY OBJECT**

Office/Department : PROVINCIAL SCHOOL BOARD **3392**  
 Function : Education, Culture, Sports & Manpower Dev't.  
 Project Activity : Sports Development/Physical Fitness  
 Fund/Special Account : Special Education Fund

| Object of Expenditures<br>(1)                     | Account<br>Code<br>(2) | Past<br>Year 2009<br>(Actual)<br>(3) | Current<br>Year 2010<br>(Estimate)<br>(4) | Budget<br>Year 2011<br>(Estimate)<br>(5) |
|---|------------------------|--------------------------------------|---|--|
| <b>1.0 Current Operating Expenditures</b>         |                        |                                      |   |  |
| <i>Maintenance &amp; Other Operating Expenses</i> |                        |                                      |   |  |
| Travelling Expenses                               | -751                   | 572,766.00                           |   |  |
| Drugs and Medicine Expense                        | -759                   | 1,939.00                             | 61,500.00                                 | 61,500.00                                |
| Other Supplies Expense                            | -765                   | 1,607,240.50                         | 2,055,000.00                              | 2,055,000.00                             |
| Rent Expense                                      | -782                   | 558,300.00                           | 842,500.00                                | 842,500.00                               |
| Other Maint. & Operating Exp.                     | -969                   | 7,730,550.00                         | 9,321,000.00                              | 9,321,000.00                             |
| <b>TOTAL APPROPRIATIONS</b>                       |                        | <b><u>10,470,795.50</u></b>          | <b><u>12,280,000.00</u></b>               | <b><u>12,280,000.00</u></b>              |

Prepared by:

**AUREA F. STO. DOMINGO, CESO V**  
Schools Division Superintendent

Reviewed by:

**PRISCILLA R. PADUA**  
Provincial Budget Officer

Approved:

**CASIMIRO A. YNARES III, M. D.**  
Governor



Republic of the Philippines  
PROVINCE OF RIZAL



**PROGRAM APPROPRIATION AND OBLIGATION BY OBJECT**

Office/Department : PROVINCIAL SCHOOL BOARD 3399  
 Function : Education, Culture, Sports & Manpower Dev't.  
 Project Activity : Sundry Educational Services  
 Fund/Special Account : Special Education Fund

| Object of Expenditures<br>(1)                     | Account<br>Code<br>(2) | Past<br>Year 2009<br>(Actual)<br>(3) | Current<br>Year 2010<br>(Estimate)<br>(4) | Budget<br>Year 2011<br>(Estimate)<br>(5) |
|---|------------------------|--------------------------------------|---|--|
| <b>1.0 Current Operating Expenditures</b>         |                        |                                      |   |  |
| <i>Maintenance &amp; Other Operating Expenses</i> |                        |                                      |   |  |
| Donations   | -878                   | 14,480.00                            | 1,000,000.00                              | 850,000.00                               |
| Insurance Expenses                                | -893                   |                                      | 1,137,482.30                              | 1,137,482.30                             |
| <b>Total Maint. and Other Operating Expenses</b>  |                        | <b>14,480.00</b>                     | <b>2,137,482.30</b>                       | <b>1,987,482.30</b>                      |
| <b>2.0 Capital Outlay</b>                         |                        |                                      |   |  |
| <b>3.0 Financial Expenses</b>                     |                        |                                      |   |  |
| Bank Charges                                      | -971                   | -                                    | 2,000.00                                  | 5,000.00                                 |
| <b>Total Financial Expenses</b>                   |                        | <b>-</b>                             | <b>2,000.00</b>                           | <b>5,000.00</b>                          |
| <b>TOTAL APPROPRIATIONS</b>                       |                        | <b>14,480.00</b>                     | <b>2,139,482.30</b>                       | <b>1,992,482.30</b>                      |

Prepared by:

**AUREA F. STO. DOMINGO, CESO V**  
Schools Division Superintendent

Reviewed by:

**PRISCILLA R. PADUA**  
Provincial Budget Officer

Approved:

**CASIMIRO A. YNARES III, M. D.**  
Governor

Republic of the Philippines  
PROVINCE OF RIZAL



**PROGRAM APPROPRIATION AND OBLIGATION BY OBJECT**

Office/Department : PROVINCIAL SCHOOL BOARD  
 Function : Education, Culture, Sports & Manpower Dev't.  
 Project Activity : Other Purposes  
 Fund/Special Account : Special Education Fund

**9921**

| Object of Expenditures<br>(1) | Account<br>Code<br>(2) | Past<br>Year 2009<br>(Actual)<br>(3) | Current<br>Year 2010<br>(Estimate)<br>(4) | Budget<br>Year 2011<br>(Estimate)<br>(5) |
|-------------------------------|------------------------|--------------------------------------|---|--|
| <b>2.0 Capital Outlay</b>     |                        |                                      |   |  |
| <i>Long-Term Liabilities</i>  |                        |                                      |   |  |
| Loans Payable Domestic        | -444                   | 44,872,008.60                        | 44,872,008.60                             | 33,654,006.45                            |
| <b>TOTAL APPROPRIATIONS</b>   |                        | <b><u>44,872,008.60</u></b>          | <b><u>44,872,008.60</u></b>               | <b><u>33,654,006.45</u></b>              |

Prepared by:

Reviewed by:

Approved:

**AUREA F. STO. DOMINGO, CESO V**  
Schools Division Superintendent

**PRISCILLA R. PADUA**  
Provincial Budget Officer

**CASIMIRO A. YNARES III, M. D.**  
Governor

Republic of the Philippines  
PROVINCE OF RIZAL



**PROGRAM APPROPRIATION AND OBLIGATION BY OBJECT**

Office/Department : PROVINCIAL SCHOOL BOARD **9923**  
 Function : Education, Culture, Sports & Manpower Dev't.  
 Project Activity : Other Purposes  
 Fund/Special Account : Special Education Fund

| Object of Expenditures<br>(1) | Account<br>Code<br>(2) | Past<br>Year 2009<br>(Actual)<br>(3) | Current<br>Year 2010<br>(Estimate)<br>(4) | Budget<br>Year 2011<br>(Estimate)<br>(5) |
|-------------------------------|------------------------|--------------------------------------|---|--|
| <b>3.0 Financial Expenses</b> |                        |                                      |   |  |
| Interest Expenses             | -975                   | 8,352,665.30                         | 5,551,628.21                              | 5,551,628.21                             |
| <b>TOTAL APPROPRIATIONS</b>   |                        | <b><u>8,352,665.30</u></b>           | <b><u>5,551,628.21</u></b>                | <b><u>5,551,628.21</u></b>               |

Prepared by:

**AUREA F. STO. DOMINGO, CESO V**  
Schools Division Superintendent

Reviewed by:

**PRISCILLA R. PADUA**  
Provincial Budget Officer

Approved:

**CASIMIRO A. YNARES III, M. D.**  
Governor

Republic of the Philippines  
PROVINCE OF RIZAL



**PROGRAM APPROPRIATION AND OBLIGATION BY OBJECT**

Office/Department : PROVINCIAL SCHOOL BOARD  
 Function : Education, Culture, Sports & Manpower Dev't.  
 Project/Activity : Statutory and Contractual Obligations - Local Disaster Risk Reduction and Management Fund  
 Fund/Special Account : Special Education Fund

9998

| Object of Expenditures<br>(1)                     | Account<br>Code<br>(2) | Past<br>Year 2009<br>(Actual)<br>(3) | Current<br>Year 2010<br>(Estimate)<br>(4) | Budget<br>Year 2011<br>(Estimate)<br>(5) |
|---|------------------------|--------------------------------------|---|--|
| <b>5% Budgetary Reserve</b>                       |                        |                                      |   |  |
| <i>Maintenance &amp; Other Operating Expenses</i> |                        |                                      |   |  |
| Repair& Maint. - School Buildings                 | -812                   | 0.00                                 | 10,380,000.00                             | 10,400,000.00                            |
| <b>TOTAL APPROPRIATIONS</b>                       |                        | <b>0.00</b>                          | <b>10,380,000.00</b>                      | <b>10,400,000.00</b>                     |

Prepared by:

Reviewed by:

Approved:

**AUREA F. STO. DOMINGO, CESO V**  
Schools Division Superintendent

**PRISCILLA R. PADUA**  
Provincial Budget Officer

**CASIMIRO A. YNARES III, M. D.**  
Governor

Republic of the Philippines  
PROVINCE OF RIZAL



**PROGRAM APPROPRIATION AND OBLIGATION BY OBJECT**

Office/Department : **NON-OFFICE EXPENDITURES**  
 Function : Social Services  
 Project/Activity : Subsidy to Other Funds  
 Fund/Special Account : General Fund (01)

| Object of Expenditures<br>(1)                            | Account<br>Code<br>(2) | Past<br>Year 2009<br>(Actual)<br>(3) | Current<br>Year 2010<br>(Estimate)<br>(4) | Budget<br>Year 2011<br>(Estimate)<br>(5) |
|--|------------------------|--------------------------------------|---|--|
| <b><i>Maintenance &amp; Other Operating Expenses</i></b> |                        |                                      |   |  |
| <i>Subsidies and Donations</i>                           |                        |                                      |   |  |
| Subsidy to Other Funds<br>- to Hospital                  | 9996-877               |                                      | 145,490,543.63                            | 178,186,879.07                           |
| <b>TOTAL APPROPRIATIONS</b>                              |                        | -                                    | <b>145,490,543.63</b>                     | <b>178,186,879.07</b>                    |

Reviewed by:

Approved:

**PRISCILLA R. PADUA**  
Provincial Budget Officer

**CASIMIRO A. YNARES III, M.D.**  
Governor



**PROGRAM APPROPRIATION AND OBLIGATION BY OBJECT**

Office/Department : **NON-OFFICE EXPENDITURES**  
 Function : Social Services  
 Project/Activity : Subsidy to Other Funds  
 Fund/Special Account : General Fund (01)

| Object of Expenditures<br>(1)                     | Account Code<br>(2) | Past<br>Year 2009<br>(Actual)<br>(3) | Current<br>Year 2010<br>(Estimate)<br>(4) | Budget<br>Year 2011<br>(Estimate)<br>(5) |
|---|---------------------|--------------------------------------|---|--|
| <b>Maintenance &amp; Other Operating Expenses</b> |                     |                                      |   |  |
| <i>Subsidies and Donations</i>                    |                     |                                      |   |  |
| Subsidy to Other Funds                            |                     |                                      |   |  |
| - to Hospital                                     | 9996-877            |                                      | 145,490,543.63                            | 178,186,879.07                           |
| <b>TOTAL APPROPRIATIONS</b>                       |                     | -                                    | <b>145,490,543.63</b>                     | <b>178,186,879.07</b>                    |

Reviewed by:

Approved:

**PRISCILLA R. PADUA**  
Provincial Budget Officer

**CASIMIRO A. YNARES III, M.D.**  
Governor

**Note:**  
-Year 2009 - PAC Report dtd 7/20/10

Republic of the Philippines  
 PROVINCE OF RIZAL



**PROGRAM APPROPRIATION AND OBLIGATION BY OBJECT**

Office/Department : **NON-OFFICE EXPENDITURES**  
 Function : Social Services  
 Project/Activity : Subsidy to Other Funds  
 Fund/Special Account : General Fund (01)

| Object of Expenditures   | Account Code | Past Year 2009 (Actual) | Current Year 2010 (Estimate) | Budget Year 2011 (Estimate) |
|--|--------------|-------------------------|------------------------------|-----------------------------|
| (1)  | (2)          | (3)                     | (4)                          | (5)                         |
| - Year 2009 - ADP SB#1 + SB#2<br>(Re-alignments included as of June 30 2010) |              |                         |                              |                             |

Republic of the Philippines  
PROVINCE OF RIZAL



**PROGRAM APPROPRIATION AND OBLIGATION BY OBJECT**

Office/Department : **PROVINCIAL ENGINEER'S OFFICE**  
 Function : Social Services  
 Project/Activity : Construction, Repair and Maintenance of Infrastructure Facilities  
 Fund/Special Account : General Fund

| Object of Expenditures<br>(1)                            | Account Code<br>(2) | Past Year 2009<br>(Actual)<br>(3) | Current Year 2010<br>(Estimate)<br>(4) | Budget Year 2011<br>(Estimate)<br>(5) |
|--|---------------------|-----------------------------------|--|---------------------------------------|
| <b>Capital Outlay</b>                                    |                     |                                   |  |                                       |
| <b>Property, Plant &amp; Equipment</b>                   |                     |                                   |  |                                       |
| <b>Miscellaneous Educ., Sports &amp; Manpower</b>        |                     |                                   |  |                                       |
| <b>Development Services - Others</b> 3999                |                     |                                   |  |                                       |
| Land Improvements  | -202                | 190,359.77                        | 2,025,220.97                           | 1,279,979.83                          |
| Office Buildings   | -211                | 3,934,538.41                      |  | -                                     |
| School Buildings   | -212                | 304,195,844.80                    | 158,765,016.95                         | 155,542,640.80                        |
| Other Structures   | -215                | 2,256,357.09                      | 2,401,245.88                           | 1,517,635.04                          |
| Artesian Wells, Reservoir, Pumping Stations and Conduits | -254                |                                   | 1,450,934.41                           | 917,019.33                            |
| Other Public Infrastructures                             | -260                | 118,242,365.50                    | 77,352,108.40                          | 48,888,067.26                         |
| <b>Miscellaneous Health Services - Others</b> 4999       |                     |                                   |  |                                       |
| Land Improvements  | -202                |                                   |  | 7,219,561.79                          |
| Hospitals & Health Centers                               | -213                |                                   | 11,422,998.65                          | -                                     |
| Artesian Wells, Reservoir, Pumping Stations and Conduits | -254                |                                   | 1,181,370.47                           | 746,649.58                            |
| Other Public Infrastructures                             | -260                | 338,189.42                        | 532,174.42                             | 336,344.79                            |
| <b>Miscellaneous Housing and Community</b> 6999          |                     |                                   |  |                                       |
| <b>Development - Others</b>                              |                     |                                   |  |                                       |
| Land Improvements  | -202                | 2,720,575.13                      | 1,022,859.66                           | 646,467.60                            |
| Other Structures   | -215                | 621,033.57                        | 1,801,245.88                           | 1,138,423.13                          |
| Roads, Highways and Bridges                              | -251                |                                   | 1,080,747.53                           | 683,053.88                            |
| Parks, Plazas and Monuments                              | -252                | 2,964,755.14                      | 1,056,772.45                           | 667,901.16                            |
| Artesian Wells, Reservoir, Pumping Stations and Conduits | -254                | 5,903,556.22                      | 1,761,495.06                           | 1,113,299.83                          |
| Irrigation, Canals & Laterals                            | -255                | 257,850.00                        | 731,059.00                             | 462,043.80                            |
| Other Public Infrastructures                             | -260                | 75,551,426.93                     | 26,381,429.18                          | 16,673,586.68                         |
| <b>TOTAL APPROPRIATIONS</b>                              |                     | <b>517,176,851.98</b>             | <b>288,966,678.91</b>                  | <b>237,832,674.50</b>                 |

Prepared by:

Reviewed by:

Approved:

**LUISITO G. MUNSOD**  
Provincial Engineer

**PRISCILLA R. PADUA**  
Provincial Budget Officer

**CASIMIRO A. YNARES III, M. D.**  
Governor



Republic of the Philippines  
PROVINCE OF RIZAL



**PROGRAM APPROPRIATION AND OBLIGATION BY OBJECT**

Office/Department : **PROVINCIAL SOCIAL WELFARE & DEV'T. OFFICE** **7611**  
 Function : Social Services  
 Project/Activity : Social Welfare Services  
 Fund/Special Account : General Fund

| Object of Expenditures<br>(1)                           | Account Code<br>(2) | Past Year 2009<br>(Actual)<br>(3) | Current Year 2010<br>(Estimate)<br>(4) | Budget Year 2011<br>(Estimate)<br>(5) |
|---|---------------------|-----------------------------------|--|---------------------------------------|
| <b>1.0 Current Operating Expenditures</b>               |                     |                                   |  |                                       |
| <i>1.1 Personal Services</i>                            |                     |                                   |  |                                       |
| Salaries and Wages-Regular                              | 701                 | 3,498,619.67                      | 4,541,065.50                           | 5,183,098.92                          |
| Personnel Eco. Relief Allowance                         | 711                 | 135,085.86                        | 600,000.00                             | 600,000.00                            |
| Additional Compensation                                 | 712                 | 405,257.60                        |  |                                       |
| Representation Allowance                                | 713                 | 136,800.00                        | 141,600.00                             | 144,000.00                            |
| Transportation Allowance                                | 714                 | 63,900.00                         | 122,700.00                             | 144,000.00                            |
| Clothing/Uniform Allowance                              | 715                 | 88,000.00                         | 100,000.00                             | 100,000.00                            |
| Productivity Incentive Allowance                        | 717                 | 40,000.00                         | 50,000.00                              | 50,000.00                             |
| Cash Gift   | 724                 | 114,500.00                        | 125,000.00                             | 125,000.00                            |
| Year-End Bonus  | 725                 | 292,319.50                        | 384,376.00                             | 434,688.00                            |
| Life & Ret. Ins. Contributions                          | 731                 | 424,416.24                        | 553,501.44                             | 625,950.72                            |
| PAG-IBIG Contributions                                  | 732                 | 27,200.00                         | 30,000.00                              | 30,000.00                             |
| PHILHEALTH Contributions                                | 733                 | 42,200.00                         | 55,050.00                              | 59,250.00                             |
| ECC Contributions                                       | 734                 | 25,421.39                         | 28,984.08                              | 29,506.44                             |
| Retirement Benefits-Civilian                            | 740                 |                                   |  | 1,949,791.29                          |
| Terminal Leave Benefits                                 | 742                 | 21,995.53                         |  | 716,377.10                            |
| Other Personnel Benefits                                | 749                 | 260,000.00                        |  |                                       |
| <b>Total Personal Services</b>                          |                     | <b>5,575,715.79 #</b>             | <b>6,732,277.02 #</b>                  | <b>10,191,662.47</b>                  |
| <i>1.2 Maint. &amp; Other Operating Expenses</i>        |                     |                                   |  |                                       |
| Travelling Expenses-Local                               | 751                 | 83,250.00                         | 138,000.00                             | 144,000.00                            |
| Training Expenses                                       | 753                 | 4,300.00                          | 57,000.00                              | 60,000.00                             |
| Office Supplies Expenses                                | 755                 | 68,366.50                         | 52,400.00                              | 68,366.50                             |
| Food Supplies Expenses                                  | 758                 | 310,255.00                        | 550,000.00                             | 600,000.00                            |
| Gasoline, Oil and Lub. Expense                          | 761                 | 108,066.72                        | 138,310.50                             | 123,000.00                            |
| Other Supplies Expenses                                 | 765                 | 1,350.00                          | 20,000.00                              | 20,000.00                             |
| Telephone Expenses-Landline                             | 772                 | 15,318.80                         |  |                                       |
| Rep. & Maint. - Office Equipment                        | 821                 | 3,870.00                          | 5,000.00                               | 5,000.00                              |
| Rep. & Maint. - Motor Vehicles                          | 841                 | 37,467.35                         | 70,000.00                              | 70,000.00                             |
| Subsidy to Nat'l Gov't. Agencies                        | 871                 | 41,422.50                         | 240,000.00                             | 240,000.00                            |
| Subsidy to NGO's/POs                                    | 876                 | 207,200.00                        | 336,000.00                             | 336,000.00                            |
| Subsidy to Other Funds                                  | 877                 |                                   |  |                                       |
| Donations   | 878                 | 1,890,574.00                      | 3,700,000.00                           | 2,970,000.00                          |
| Other Maint. & Operating Expenses                       | 969                 | 108,384.00                        | 475,000.00                             | 525,000.00                            |
| <b>Total Maintenance &amp; Other Operating Expenses</b> |                     | <b>2,879,824.87 #</b>             | <b>5,781,710.50 #</b>                  | <b>5,161,366.50</b>                   |
| <b>2.0 Capital Outlays</b>                              |                     |                                   |  |                                       |
| <b>Property, Plant and Equipment</b>                    |                     |                                   |  |                                       |
| Office Equipment  | 221                 | 15,000.00                         |  |                                       |
| IT Equipment & Software                                 | 223                 | 88,900.00                         | 60,000.00                              |                                       |
| <b>Total Capital Outlay</b>                             |                     | <b>103,900.00</b>                 | <b>60,000.00</b>                       | <b>-</b>                              |
| <b>TOTAL APPROPRIATIONS</b>                             |                     | <b>8,559,440.66</b>               | <b>12,573,987.52</b>                   | <b>15,353,028.97</b>                  |

Prepared by:

Reviewed by:

Approved:

Republic of the Philippines  
 PROVINCE OF RIZAL



**PROGRAM APPROPRIATION AND OBLIGATION BY OBJECT**

Office/Department : **PROVINCIAL SOCIAL WELFARE & DEV'T. OFFICE** **7611**  
 Function : Social Services  
 Project/Activity : Social Welfare Services  
 Fund/Special Account : General Fund

| Object of Expenditures<br>(1) | Account<br>Code<br>(2) | Past<br>Year 2009<br>(Actual)<br>(3) | Current<br>Year 2010<br>(Estimate)<br>(4) | Budget<br>Year 2011<br>(Estimate)<br>(5) |
|-------------------------------|------------------------|--------------------------------------|---|--|
|-------------------------------|------------------------|--------------------------------------|---|--|

**EVELYN J. ZAPANTA**  
 Prov'l. Social Welfare & Dev't. Officer

**PRISCILLA R. PADUA**  
 Provincial Budget Officer

**CASIMIRO A. YNARES III, M. D.**  
 Governor

Republic of the Philippines  
PROVINCE OF RIZAL



**PROGRAM APPROPRIATION AND OBLIGATION BY OBJECT**

Office/Department : **Provincial Health Officer- Hospitals** **4421**  
 Function : Social Services  
 Project/Activity : Health Services  
 Fund/Special Account : General Fund/Hospitals (09)

| Object of Expenditures<br>(1)                    | Account Code<br>(2) | Past Year 2009<br>(Actual)<br>(3) | Current Year 2010<br>(Estimate)<br>(4) | Budget Year 2011<br>(Estimate)<br>(5) |
|--|---------------------|-----------------------------------|--|---------------------------------------|
| <b>1.0 Current Operating Expenditures</b>        |                     |                                   |  |                                       |
| <i>1.1 Personal Services</i>                     |                     |                                   |  |                                       |
| Salaries and Wages-Regular                       | 701                 | 48,106,553.08                     | 60,625,677.59                          | 67,573,697.39                         |
| Salaries and Wages-Contractual                   | 706                 | 12,986,535.73                     | 20,644,764.00                          | 26,501,964.00                         |
| Personnel Eco. Relief Allowance                  | 711                 | 2,318,100.61                      | 10,200,316.67                          | 10,392,000.00                         |
| Additional Compensation                          | 712                 | 6,954,301.91                      | 950.00                                 |                                       |
| Representation Allowance                         | 713                 | 183,300.00                        | 189,600.00                             | 192,000.00                            |
| Transportation Allowance                         | 714                 | 46,500.00                         | 48,000.00                              | 48,000.00                             |
| Clothing/Uniform Allowance                       | 715                 | 1,236,000.00                      | 1,300,000.00                           | 1,296,000.00                          |
| Productivity Incentive Allowance                 | 717                 | 702,000.00                        | 850,000.00                             | 866,000.00                            |
| Hazard Pay                                       | 721                 | 1,513,000.00                      | 3,549,000.00                           | 3,876,999.60                          |
| Cash Gift  | 724                 | 1,970,500.00                      | 2,125,000.00                           | 2,165,000.00                          |
| Year-End Bonus                                   | 725                 | 5,173,968.86                      | 6,784,270.00                           | 7,848,407.00                          |
| Life & Ret. Ins. Contributions                   | 731                 | 7,359,229.86                      | 9,771,951.00                           | 11,301,706.08                         |
| PAG-IBIG Contributions                           | 732                 | 465,700.00                        | 510,100.00                             | 519,600.00                            |
| PHILHEALTH Contributions                         | 733                 | 743,439.28                        | 987,562.50                             | 1,113,450.00                          |
| ECC Contributions                                | 734                 | 434,934.26                        | 489,791.56                             | 507,779.16                            |
| Retirement Benefits-Civilian                     | 740                 | 539,620.43                        |  | 1,950,423.41                          |
| Terminal Leave Benefits                          | 742                 | 1,339,338.17                      | 683,713.84                             | 1,699,368.78                          |
| Health Workers Benefits                          | 743                 | 6,045,629.07                      | 6,428,400.00                           | 6,415,200.00                          |
| Other Personnel Benefits                         | 749                 | 4,204,147.43                      | 128,548.08                             | 140,815.41                            |
| <b>Total Personal Services</b>                   |                     | <b>102,322,798.69</b>             | <b>125,317,645.24 #</b>                | <b>144,408,410.83</b>                 |
| <i>1.2 Maint. &amp; Other Operating Expenses</i> |                     |                                   |  |                                       |
| Travelling Expenses-Local                        | 751                 | 124,744.00                        | 157,500.00                             | 186,000.00                            |
| Training Expenses                                | 753                 | 174,892.00                        | 200,000.00                             | 336,000.00                            |
| Office Supplies Expenses                         | 755                 | 632,115.47                        | 532,677.00                             | 635,000.00                            |
| Accountable Forms Expenses                       | 756                 |                                   | 160,000.00                             | 180,000.00                            |
| Food Supplies Expenses                           | 758                 | 4,779,443.55                      | 4,875,758.00                           | 5,554,000.00                          |
| Drugs & Medicines Expenses                       | 759                 | 5,792,068.34                      | 7,523,522.50                           | 8,250,000.00                          |
| Med., Dental, & Lab. Supplies Exp.               | 760                 | 7,523,091.94                      | 8,500,800.00                           | 9,550,000.00                          |
| Gasoline, Oil and Lub. Expense                   | 761                 | 761,317.43                        | 1,008,000.00                           | 1,158,000.00                          |
| Other Supplies Expenses                          | 765                 | 542,207.20                        | 654,783.00                             | 563,420.00                            |
| Water Expenses                                   | 766                 | 723,321.14                        | 700,000.00                             | 1,435,000.00                          |
| Electricity Expenses                             | 767                 | 4,736,490.18                      | 6,502,229.59                           | 7,450,000.00                          |
| Cooking Gas Expenses                             | 768                 | 401,140.00                        | 600,000.00                             | 566,200.00                            |
| Telephone Expenses-Landline                      | 772                 | 229,576.38                        | 294,281.88                             | 327,000.00                            |
| Membership Dues & Contributions to Org.          | 778                 | 11,800.00                         | 32,000.00                              | 66,000.00                             |
| Consultancy Services                             | 793                 | 6,238,939.23                      | 10,218,823.91                          | 10,276,776.00                         |
| Janitorial Services                              | 796                 | 4,460,612.73                      | 4,710,650.00                           | 6,755,352.24                          |
| Rep. & Maint. - Office Equipment                 | 821                 | 15,881.00                         | 50,000.00                              | 55,000.00                             |
| Rep. & Maint. - Furniture & Fixtures             | 822                 | 560,400.53                        | 20,000.00                              | 35,000.00                             |
| Rep. & Maint. - IT Equipt. & Software            | 823                 | 400.00                            | 30,000.00                              | 50,000.00                             |
| Rep. & Maint. - Hospital Equipment               | 832                 | 432,530.65                        | 500,000.00                             | 380,000.00                            |
| Rep. & Maint. - Other Mach. & Equipt.            | 840                 | 23,000.00                         | 40,000.00                              | 40,000.00                             |
| Rep. & Maint. - Motor Vehicles                   | 841                 | 481,795.50                        | 320,000.00                             | 320,000.00                            |

Republic of the Philippines  
 PROVINCE OF RIZAL



**PROGRAM APPROPRIATION AND OBLIGATION BY OBJECT**

Office/Department : **Provincial Health Officer- Hospitals** **4421**  
 Function : Social Services  
 Project/Activity : Health Services  
 Fund/Special Account : General Fund/Hospitals (09)

| Object of Expenditures<br>(1) | Account<br>Code<br>(2) | Past<br>Year 2009<br>(Actual)<br>(3) | Current<br>Year 2010<br>(Estimate)<br>(4) | Budget<br>Year 2011<br>(Estimate)<br>(5) |
|-------------------------------|------------------------|--------------------------------------|---|--|
| Rep. & Maint. - Other PPE     | 850                    |                                      |   | 40,000.00                                |

| <b>SOCIAL SERVICES<br/>CY 2011</b>                       |     | PSWD<br>7611         | PEO<br>(Infra-SS) | SUB-TOTAL<br>(01)    | PHO<br>4421           | TOTAL<br>(SOCIAL)     |
|--|-----|----------------------|-------------------|----------------------|-----------------------|-----------------------|
| <b>1.0 Current Operating Expenditures</b>                |     |                      |                   |                      |                       |                       |
| <i>1.1 Personal Services</i>                             |     |                      |                   |                      |                       |                       |
| Salaries and Wages-Regular                               | 701 | 5,183,098.92         |                   | 5,183,098.92         | 67,573,697.39         | 72,756,796.31         |
| Salaries and Wages-Contractual                           | 706 | -                    |                   | -                    | 26,501,964.00         | 26,501,964.00         |
| Personnel Eco. Relief Allowance                          | 711 | 600,000.00           |                   | 600,000.00           | 10,392,000.00         | 10,992,000.00         |
| Representation Allowance                                 | 713 | 144,000.00           |                   | 144,000.00           | 192,000.00            | 336,000.00            |
| Transportation Allowance                                 | 714 | 144,000.00           |                   | 144,000.00           | 48,000.00             | 192,000.00            |
| Clothing/Uniform Allowance                               | 715 | 100,000.00           |                   | 100,000.00           | 1,296,000.00          | 1,396,000.00          |
| Productivity Incentive Allowance                         | 717 | 50,000.00            |                   | 50,000.00            | 866,000.00            | 916,000.00            |
| Hazard Pay   | 721 | -                    |                   | -                    | 3,876,999.60          | 3,876,999.60          |
| Cash Gift  | 724 | 125,000.00           |                   | 125,000.00           | 2,165,000.00          | 2,290,000.00          |
| Year-End Bonus   | 725 | 434,688.00           |                   | 434,688.00           | 7,848,407.00          | 8,283,095.00          |
| Life & Ret. Ins. Contributions                           | 731 | 625,950.72           |                   | 625,950.72           | 11,301,706.08         | 11,927,656.80         |
| PAG-IBIG Contributions                                   | 732 | 30,000.00            |                   | 30,000.00            | 519,600.00            | 549,600.00            |
| PHILHEALTH Contributions                                 | 733 | 59,250.00            |                   | 59,250.00            | 1,113,450.00          | 1,172,700.00          |
| ECC Contributions  | 734 | 29,506.44            |                   | 29,506.44            | 507,779.16            | 537,285.60            |
| Retirement Benefits-Civilian                             | 740 | 1,949,791.29         |                   | 1,949,791.29         | 1,950,423.41          | 3,900,214.70          |
| Terminal Leave Benefits                                  | 742 | 716,377.10           |                   | 716,377.10           | 1,699,368.78          | 2,415,745.88          |
| Health Workers Benefits                                  | 743 | -                    |                   | -                    | 6,415,200.00          | 6,415,200.00          |
| Other Personnel Benefits                                 | 749 | -                    |                   | -                    | 140,815.41            | 140,815.41            |
| <b>Total Personal Services</b>                           |     | <b>10,191,662.47</b> | <b>-</b>          | <b>10,191,662.47</b> | <b>144,408,410.83</b> | <b>154,600,073.30</b> |
| <i>1.2 Maint. &amp; Other Operating Expenses</i>         |     |                      |                   |                      |                       |                       |
| Travelling Expenses-Local                                | 751 | 144,000.00           |                   | 144,000.00           | 186,000.00            | 330,000.00            |
| Training Expenses  | 753 | 60,000.00            |                   | 60,000.00            | 336,000.00            | 396,000.00            |
| Office Supplies Expenses                                 | 755 | 68,366.50            |                   | 68,366.50            | 635,000.00            | 703,366.50            |
| Accountable Forms Expenses                               | 756 | -                    |                   | -                    | 180,000.00            | 180,000.00            |
| Food Supplies Expenses                                   | 758 | 600,000.00           |                   | 600,000.00           | 5,554,000.00          | 6,154,000.00          |
| Drugs & Medicines Expenses                               | 759 | -                    |                   | -                    | 8,250,000.00          | 8,250,000.00          |
| Med., Dental, & Lab. Supplies Exp.                       | 760 | -                    |                   | -                    | 9,550,000.00          | 9,550,000.00          |
| Gasoline, Oil and Lub. Expense                           | 761 | 123,000.00           |                   | 123,000.00           | 1,158,000.00          | 1,281,000.00          |
| Other Supplies Expenses                                  | 765 | 20,000.00            |                   | 20,000.00            | 563,420.00            | 583,420.00            |
| Water Expenses   | 766 | -                    |                   | -                    | 1,435,000.00          | 1,435,000.00          |
| Electricity Expenses                                     | 767 | -                    |                   | -                    | 7,450,000.00          | 7,450,000.00          |
| Cooking Gas Expenses                                     | 768 | -                    |                   | -                    | 566,200.00            | 566,200.00            |
| Telephone Expenses-Landline                              | 772 | -                    |                   | -                    | 327,000.00            | 327,000.00            |
| Membership Fees & Contributions to Org.                  | 778 | -                    |                   | -                    | 66,000.00             | 66,000.00             |
| Consultancy Services                                     | 793 | -                    |                   | -                    | 10,276,776.00         | 10,276,776.00         |
| Janitorial Services                                      | 796 | -                    |                   | -                    | 6,755,352.24          | 6,755,352.24          |
| Rep. & Maint. - Office Equipment                         | 821 | 5,000.00             |                   | 5,000.00             | 55,000.00             | 60,000.00             |
| Rep. & Maint. - Furniture & Fixtures                     | 822 | -                    |                   | -                    | 35,000.00             | 35,000.00             |
| Rep. & Maint. - IT Equipt. & Software                    | 823 | -                    |                   | -                    | 50,000.00             | 50,000.00             |
| Rep. & Maint. - Hospital Equipment                       | 832 | -                    |                   | -                    | 380,000.00            | 380,000.00            |
| Rep. & Maint. - Other Mach. & Equipt                     | 840 | -                    |                   | -                    | 40,000.00             | 40,000.00             |
| Rep. & Maint. - Motor Vehicles                           | 841 | 70,000.00            |                   | 70,000.00            | 320,000.00            | 390,000.00            |
| Rep. & Maint. - Other PPE                                | 850 | -                    |                   | -                    | 40,000.00             | 40,000.00             |
| Subsidy to Nat'l Gov't. Agencies                         | 871 | 240,000.00           |                   | 240,000.00           | -                     | 240,000.00            |
| Subsidy to NGO's/POs                                     | 876 | 336,000.00           |                   | 336,000.00           | -                     | 336,000.00            |
| Donations  | 878 | 2,970,000.00         |                   | 2,970,000.00         | 25,000.00             | 2,995,000.00          |
| Taxes, Duties & Licenses                                 | 891 | -                    |                   | -                    | 81,000.00             | 81,000.00             |
| Other Maint. & Operating Expenses                        | 969 | 525,000.00           |                   | 525,000.00           | 2,049,720.00          | 2,574,720.00          |
| <b>Total Maintenance &amp; Other Operating Expenses</b>  |     | <b>5,161,366.50</b>  | <b>-</b>          | <b>5,161,366.50</b>  | <b>56,364,468.24</b>  | <b>61,525,834.74</b>  |
| <b>2.0 Capital Outlays</b>                               |     |                      |                   |                      |                       |                       |
| <b>Property, Plant and Equipment</b>                     |     |                      |                   |                      |                       |                       |
| Land Improvements  | 202 | -                    | 9,146,009.22      | 9,146,009.22         | -                     | 9,146,009.22          |
| School Buildings   | 212 | -                    | 155,542,640.80    | 155,542,640.80       | -                     | 155,542,640.80        |
| Other Structures   | 215 | -                    | 2,656,058.17      | 2,656,058.17         | -                     | 2,656,058.17          |
| Office Equipment   | 221 | -                    | -                 | -                    | 45,000.00             | 45,000.00             |
| Hospital Equipment                                       | 232 | -                    | -                 | -                    | 4,894,000.00          | 4,894,000.00          |
| Other Property, Plant & Equipment                        | 250 | -                    | -                 | -                    | 500,000.00            | 500,000.00            |
| <b>Public Infrastructures:</b>                           |     |                      |                   |                      |                       |                       |
| Roads, Highways and Bridges                              | 251 | -                    | 683,053.88        | 683,053.88           | -                     | 683,053.88            |
| Parks, Plazas & Monuments                                | 252 | -                    | 667,901.16        | 667,901.16           | -                     | 667,901.16            |
| Artesian Wells, Reservoir, Pumping Stations and Conduits | 254 | -                    | 2,776,968.74      | 2,776,968.74         | -                     | 2,776,968.74          |
| Irrigation, Canals and Laterals                          | 255 | -                    | 462,043.80        | 462,043.80           | -                     | 462,043.80            |
| Other Public Infrastructures                             | 260 | -                    | 65,897,998.73     | 65,897,998.73        | -                     | 65,897,998.73         |

| <b>SOCIAL SERVICES<br/>CY 2011</b> |  | PSWD<br>7611  | PEO<br>(Infra-SS) | SUB-TOTAL<br>(01) | PHO<br>4421    | TOTAL<br>(SOCIAL) |
|------------------------------------|--|---------------|-------------------|-------------------|----------------|-------------------|
| Total Capital Outlay               |  | -             | 237,832,674.50    | 237,832,674.50    | 5,439,000.00   | 243,271,674.50    |
| 3.0 Financial Expenses             |  |               |                   |                   |                |                   |
| <b>TOTAL APPROPRIATIONS</b>        |  | 15,353,028.97 | 237,832,674.50    | 253,185,703.47    | 206,211,879.07 | 459,397,582.54    |

**STATEMENT OF DEBT SERVICE**

**Budget Year 2011  
PROVINCE OF RIZAL**



Fund/Special Account : **General Fund (100)**

| Creditor<br>(1)                     | Date Contracted<br>(2) | Term<br>(3) | Principal Amount<br>(4) | PREVIOUS PAYMENT MADE<br>(5) |                      |                       | AMOUNT DUE<br>FY 2011<br>(6) |                      |                      | BALANCE<br>Of the Principal<br>(7) |
|-------------------------------------|------------------------|-------------|-------------------------|------------------------------|----------------------|-----------------------|------------------------------|----------------------|----------------------|------------------------------------|
|                                     |                        |             |                         | Principal                    | Interest             | Total                 | Principal                    | Interest             | Total                |                                    |
| <i>LandBank of the Philippines</i>  |                        |             | 300,000,000.00          | 163,780,205.00               | 63,244,723.20        | 227,024,928.20        | 54,487,918.00                | 12,739,726.01        | 67,227,644.01        | 81,731,877.00                      |
| <i>Department of Finance - MDFO</i> |                        |             | 35,551,050.00           | 11,850,350.00                |                      | 11,850,350.00         | 11,850,350.00                |                      | 11,850,350.00        | 11,850,350.00                      |
| <b>TOTAL</b>                        |                        |             | <b>335,551,050.00</b>   | <b>175,630,555.00</b>        | <b>63,244,723.20</b> | <b>238,875,278.20</b> | <b>66,338,268.00</b>         | <b>12,739,726.01</b> | <b>79,077,994.01</b> | <b>93,582,227.00</b>               |

Certified Correct:

Approved:

**CECILIA C. ALMAJOSE**  
Provincial Accountant

**CASIMIRO A. YNARES III, M.D.**  
Governor

**STATEMENT OF DEBT SERVICE**

**Budget Year 2011  
PROVINCE OF RIZAL**



Fund/Special Account : **General Fund (Proper)**

| Creditor<br>(1)                    | Date Contracted<br>(2) | Term<br>(3) | Principal Amount<br>(4) | PREVIOUS PAYMENT MADE<br>(5) |                      |                       | AMOUNT DUE<br>FY 2011<br>(6) |                      |                      | BALANCE<br>Of the Principal<br>(7) |
|------------------------------------|------------------------|-------------|-------------------------|------------------------------|----------------------|-----------------------|------------------------------|----------------------|----------------------|------------------------------------|
|                                    |                        |             |                         | Principal                    | Interest             | Total                 | Principal                    | Interest             | Total                |                                    |
| LandBank<br>of the<br>Philippines  |                        |             | 300,000,000.00          | 163,780,205.00               | 63,244,723.20        | 227,024,928.20        | 54,487,918.00                | 12,739,726.01        | 67,227,644.01        | 81,731,877.00                      |
| Department of<br>Finance<br>- MDFO |                        |             | 35,551,050.00           | 11,850,350.00                |                      | 11,850,350.00         | 11,850,350.00                |                      | 11,850,350.00        | 11,850,350.00                      |
| <b>TOTAL</b>                       |                        |             | <b>335,551,050.00</b>   | <b>175,630,555.00</b>        | <b>63,244,723.20</b> | <b>238,875,278.20</b> | <b>66,338,268.00</b>         | <b>12,739,726.01</b> | <b>79,077,994.01</b> | <b>93,582,227.00</b>               |

Certified Correct:

Approved:

**CECILIA C. ALMAJOSE**  
Provincial Accountant

**CASIMIRO A. YNARES III, M.D.**  
Governor



Province of Rizal  
LOCAL SCHOOL BOARD

1<sup>st</sup> Regular Session

Begun and held in Antipolo City, on 13<sup>th</sup> day of December 2011.

**Local School Board Resolution No. 5, s. 2011**

**A RESOLUTION APPROPRIATING FUNDS FOR PRIORITY EDUCATION PROJECTS  
in the PROVINCE OF RIZAL**

Be it enacted by the Local School Board of Rizal Province in Council assembled:

**Section 1. Source of Funds** - The following income as indicated hereof are hereby declared as sources of funds particularly, the additional one percent (1%) tax on real property which are realistic and probable to be collected and be remitted to the Local Treasury, necessary to finance the implementation of priority education projects of the province of Rizal from January one to December thirty-one, two thousand and twelve, except otherwise specifically provided herein:

**Estimated Income for Budget Year**

|  |   |
|--|---|
| Additional 1% Tax on Real Property     | P 283,812,484.16                            |
| Add: Other Income                      |   |
| Interest Income                        | 100,000.00                                  |
| Gross Income                           | P 283,912,484.16                            |
| Less: Continuing Appropriation         | 0.00  |
| Net amount Available for Appropriation | <b>P 283,912,484.16</b><br>vvvvvvvvvvvvvvvv |

**Section 2. Appropriation of Funds** - The following sums of so much thereof as may be necessary, are hereby appropriated out of the additional 1% Tax on real property and any unexpected balances thereof in the Local Treasury of the Province not otherwise appropriated for the implementation of priority education projects of the province from January 1 to December 31, 2012, except where otherwise specifically provided herein.

**Expenditure Program for Budget Year**

| R<br>A<br>N<br>K | Program/Project/Activity  | Personal<br>Services | Maintenance &<br>Other<br>Operating<br>Expenses | Financial<br>Expense | Capital<br>Outlay | Total                         |
|------------------|---|----------------------|---|----------------------|-------------------|-------------------------------|
| 1                | <i>School Board Programs:</i><br><b>Elementary/Secondary Program:</b><br>1.1. Establishment of Extension Classes<br>1.2. Training/Scholarships and other programs | 52,782,159.04        | 1,000,000.00<br>6,884,000.00                    |                      |                   | 53,782,159.04<br>6,884,000.00 |
| 2                | Acquisition/Procurement of books, instructional materials, periodicals, etc.  |                      | 33,200,000.00                                   |                      |                   | 33,200,000.00                 |

|              |  |                      |                      |   |                 |                           |
|--------------|--|----------------------|----------------------|---|-----------------|---------------------------|
| 3            | Acquisition/Procurement of equipments, furniture, fixtures etc.              |                      | 11,714,500.00        | ✓ |                 | 11,714,500.00             |
| 4            | Construction, repair and maintenance of school buildings/facilities          |                      | 1,000,000.00         | ✓ | 150,000,000.00  | 151,000,000.00            |
| 5            | Sports Dev'l Programs  |                      | 13,131,000.00        | ✓ |                 | 13,131,000.00             |
| 6            | Special Purpose Appropriation:<br>6.1. 5% Calamity Fund<br>6.2. Bank Charges |                      | 14,195,625.00        | ✓ | 5,000.00        | 14,195,625.00<br>5,000.00 |
| <b>TOTAL</b> |  | <b>52,782,159.04</b> | <b>81,125,125.00</b> |   | <b>5,000.00</b> | <b>150,000,000.00</b>     |

#### Expected Results

| Rank | Program/Project/Activity  | Expected Results   | Schedule of Delivery        |
|------|---|--|-----------------------------|
| 1    | Elementary/Secondary Programs   | To have augmented the needs of elementary and secondary schools both in personnel, office supplies, training and equipment, and to have helped improve their services by 20%.<br>To have them exposed to a world-class training and participate in international competitions. | Year-round                  |
| 2    | Acquisition/Procurement of books, instructional materials, school forms, certificates, report cards, etc. | To have reduced the needs for textbooks, forms and other instructional materials by 20%  | Year-round                  |
| 3    | Acquisition/Procurement of equipments, furniture, fixtures etc.   | To have reduced the needs for school furniture/equipments, table/ armchairs, tables, etc., by at least 20%   | Year-round                  |
| 4    | Construction, Repair and Maintenance of school buildings/facilities                                       | To have repaired/constructed the needed school buildings in both elementary and secondary schools  | Year-round                  |
| 5    | Sports Development Programs   | To have participated to various sports development programs conducted for elementary and secondary schools, both local and national competitors  | Year-round                  |
| 6    | Special Purpose Appropriation:<br>6.1. 5% Calamity Fund<br><br>6.2. Bank Charges                          | To have rehabilitated/ repaired various school buildings damaged by calamities.<br><br>Payments made   | Year-round<br><br>Quarterly |

**Section 3. Signing Authority.** The Governor, as Chairman of the Local School Board is hereby authorized to enter into contracts, and the same shall be considered approved and ratified relative to the implementation of the Budget.


**Section 4. Effectivity** - This Resolution shall take effect on January 1, 2012.

**Date Promulgated:** 13 December 2011


Carried Unanimously.



Hon. ARMANDO B. VILLAMAYOR, SR.  
Member (Chairman on Educ., SP)



MA TERESA E. LASAMBY  
Member (Professional Education)



AGAPITO M. CARITATIVO  
Member (Academic Area Rep.)



Hon. DARREN LOUIE E. NIMENO  
Member (President, Local SK Federation)

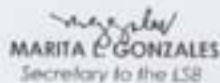


ANTHONY E. MATEO  
Member (PTA Federation President)



AMELIA B. DEAN  
Member (Non-Academic Area Rep.)

I HEREBY CERTIFY to the correctness of the above-quoted Local School Board Resolution.



MARITA C. GONZALES  
Secretary to the LSB

Attested:



CARLITO D. BOCFORT  
OC-505, Vice Chairman, LSB

APPROVED:



Hon. CASIMIRO A. YNARES III, M.D.  
LCE, Chairman, LSB

Republic of the Philippines  
PROVINCE OF RIZAL

PROGRAM APPROPRIATION AND OBLIGATION BY OBJECT

Office/Department : **PROVINCIAL ENGINEERS OFFICE**  
Function : Social Services  
Project Activity : Development Projects, Community (18)  
Fund/Special Account : General Fund / 20% Development Fund

| (1)<br>Object of Expenditures  | Account Code<br>(2) | Past Year 2010<br>(Actual)<br>(3) | Current Year 2011<br>(Estimate)<br>(4) | Budget Year 2012<br>(Proposed)<br>(5) |
|--|---------------------|-----------------------------------|--|---------------------------------------|
| <b>1.0 Current Operating Expenditures</b>                              |                     |                                   |  |                                       |
| <b>2.0 Financial Expenses</b>  |                     |                                   |  |                                       |
| <b>2.0 Capital Outlays</b>   |                     |                                   |  |                                       |
| <b>Property, Plant &amp; Equipment</b>                                 |                     |                                   |  |                                       |
| <b>Purchase, Construction and Improvement of Government Facilities</b> |                     |                                   |  |                                       |
| <b>- Education, Culture, Sports &amp; Manpower Development</b>         | <b>3918</b>         |                                   |  |                                       |
| Land Improvement   | -202                | 1,280,192.65                      |  |                                       |
| School Buildings   | -212                | 8,169,530.32                      | 6,664,823.20                           |                                       |
| Other Structures   | -215                |                                   | 1,262,148.16                           | 1,026,083.76                          |
| Artesian Wells, Reservoir, Pumping Stations & Conduits                 | -254                | 1,011,527.02                      | 1,165,721.64                           | 947,692.26                            |
| Other Public Infrastructures   | -260                | 34,663,124.83                     | 98,426,624.21                          | 56,111,133.01                         |
| <b>- Health</b>  | <b>4918</b>         |                                   |  |                                       |
| Land Improvement   | -202                |                                   | 100,000.00                             | 121,944.93                            |
| Elec., Power & Energy Structure  | -205                |                                   | 50,000.00                              |                                       |
| Hospitals and Health Centers   | -213                |                                   | 18,669,030.26                          | 20,636,214.12                         |
| Roads, Highways & Bridges  | -251                |                                   | 100,000.00                             |                                       |
| Artesian Wells, Reservoir, Pumping Stations & Conduits                 | -254                |                                   | 50,000.00                              |                                       |
| Irrigation, Canals & Laterals  | -255                |                                   | 50,000.00                              | 162,593.24                            |
| Other Public Infrastructures   | -260                |                                   | 50,000.00                              |                                       |
| <b>- Housing and Community Development</b>                             | <b>6918</b>         |                                   |  |                                       |
| Land Improvement   | -202                |                                   | 1,500,000.00                           | 11,219,449.25                         |
| Elec., Power & Energy Structure  | -205                |                                   | 1,500,000.00                           | 1,219,449.25                          |
| Other Structures   | -215                | 275,673.02                        | 2,670,374.04                           | 2,170,923.76                          |
| Parks, Plazas & Monuments  | -252                | 1,488,255.89                      | 1,694,491.44                           | 1,377,564.22                          |
| Artesian Wells, Reservoir, Pumping Stations & Conduits                 | -254                | 8,156,598.17                      | 19,106,308.20                          | 15,532,782.20                         |
| Irrigation, Canals and Laterals  | -255                | 1,651,250.48                      | 2,443,768.51                           | 1,986,701.13                          |
| Flood Controls   | -256                |                                   | 200,000.00                             | 5,162,593.23                          |
| Waterways, Aqueducts, Seawalls Riverwalls & Others                     | -257                |                                   | 500,000.00                             | 5,406,483.08                          |
| Other Public Infrastructures   | -260                | 18,935,418.51                     | 45,824,906.02                          | 31,160,481.01                         |
| <b>TOTAL APPROPRIATIONS</b>  |                     | <b><u>75,631,570.89</u></b>       | <b><u>202,028,195.68</u></b>           | <b><u>154,242,088.45</u></b>          |

(Sgd) Prepared by:

**LUISITO G. MUNSOD**  
Provincial Engineer

(Sgd) Reviewed by:

**PRISCILLA R. PADUA**  
Provincial Budget Officer

(Sgd) Approved:

**CASIMIRO A. YNARES III, M. D.**  
Governor

Republic of the Philippines  
PROVINCE OF RIZAL

**PROGRAM APPROPRIATION AND OBLIGATION BY OBJECT**

Office/Department : **PROVINCIAL ENGINEER'S OFFICE**  
 Function : Social Services  
 Project/Activity : Construction, Repair and Maintenance of Infrastructure Facilities  
 Fund/Special Account : General Fund

| Object of Expenditures<br>(1)                            | Account<br>Code<br>(2) | Past<br>Year 2010<br>(Actual)<br>(3) | Current<br>Year 2011<br>(Estimate)<br>(4) | Budget<br>Year 2012<br>(Proposed)<br>(5) |
|--|------------------------|--------------------------------------|---|--|
| <b>Capital Outlay</b>                                    |                        |                                      |   |  |
| <i>Property, Plant &amp; Equipment</i>                   |                        |                                      |   |  |
| <i>Miscellaneous Educ., Sports &amp; Manpower</i>        |                        |                                      |   |  |
| <i>Development Services - Others</i>                     |                        |                                      |   |  |
|  | 3999                   |                                      |   |  |
| Land Improvements  | -202                   | 1,018,840.70                         | 4,895,501.66                              | 3,090,621.49                             |
| Office Buildings   | -211                   |                                      | 1,500,000.00                              | 946,977.97                               |
| School Buildings   | -212                   | 442,522,744.77                       | 343,256,857.55                            | 214,704,454.96                           |
| Other Structures   | -215                   | 1,804,488.64                         | 2,401,255.85                              | 1,515,957.59                             |
| Roads, Highways and Bridges                              | -251                   |                                      | 1,500,000.00                              | 946,977.97                               |
| Artesian Wells, Reservoir, Pumping Stations and Conduits | -254                   | 441,405.96                           |   | -  |
| Irrigation, Canals & Laterals                            | -255                   |                                      | 1,500,000.00                              | 946,977.97                               |
| Other Public Infrastructures                             | -260                   | 173,373,487.70                       | 112,540,624.16                            | 71,048,994.60                            |
| <i>Miscellaneous Health Services - Others</i>            |                        |                                      |   |  |
|  | 4999                   |                                      |   |  |
| Land Improvements  | -202                   |                                      | 1,104,039.96                              | 697,001.01                               |
| Hospitals & Health Centers                               | -213                   | 20,874,391.11                        | 2,500,000.00                              | 1,578,296.62                             |
| Artesian Wells, Reservoir, Pumping Stations and Conduits | -254                   |                                      | 746,649.58                                | 471,373.80                               |
| Other Public Infrastructures                             | -260                   | 1,658,517.72                         |   | -  |
| <i>Miscellaneous Housing and Community</i>               |                        |                                      |   |  |
|  | 6999                   |                                      |   |  |
| <i>Development - Others</i>                              |                        |                                      |   |  |
| Land Improvements  | -202                   |                                      | 1,886,555.70                              | 1,191,017.79                             |
| Other Structures   | -215                   | 1,300,370.38                         | 1,381,906.03                              | 872,423.05                               |
| Roads, Highways and Bridges                              | -251                   |                                      | 89,289.66                                 | -  |
| Parks, Plazas and Monuments                              | -252                   |                                      |   | -  |
| Artesian Wells, Reservoir, Pumping Stations and Conduits | -254                   | 5,601,586.42                         | 113,299.83                                | 1,219,909.05                             |
| Irrigation, Canals & Laterals                            | -255                   | 4,749,645.14                         |   | -  |
| Other Public Infrastructures                             | -260                   | 100,208,532.68                       | 12,673,586.68                             | 8,001,071.60                             |
| <b>TOTAL APPROPRIATIONS</b>                              |                        | <b><u>753,554,011.22</u></b>         | <b><u>488,089,566.66</u></b>              | <b><u>307,232,055.47</u></b>             |

(Sgd) Prepared by:

**LUISITO G. MUNSOD**  
Provincial Engineer

(Sgd) Reviewed by:

**PRISCILLA R. PADUA**  
Provincial Budget Officer

(Sgd) Approved:

**CASIMIRO A. YNARES III, M. D.**  
Governor

Republic of the Philippines  
PROVINCE OF RIZAL

PROGRAM APPROPRIATION AND OBLIGATION BY OBJECT

Office/Department : Provincial Health Officer- Hospitals  
Function : Social Services  
Project/Activity : Health Services  
Fund/Special Account : General Fund/Hospitals (09)

4421

| Object of Expenditures<br>(1)                           | Account Code<br>(2) | Past Year 2010<br>(Actual)<br>(3) | Current Year 2011<br>(Estimate)<br>(4) | Budget Year 2012<br>(Proposed)<br>(5) |
|---|---------------------|-----------------------------------|--|---------------------------------------|
| <b>1.0 Current Operating Expenditures</b>               |                     |                                   |  |                                       |
| <i>1.1 Personal Services</i>                            |                     |                                   |  |                                       |
| Salaries and Wages-Regular                              | 701                 | 57,064,562.47                     | 66,928,029.20                          | 72,129,855.87                         |
| Salaries and Wages-Contractual                          | 706                 | 17,870,956.44                     | 27,199,212.00                          | 35,373,000.00                         |
| Personnel Eco. Relief Allowance                         | 711                 | 9,507,744.50                      | 10,392,000.00                          | 10,776,000.00                         |
| Additional Compensation                                 | 712                 | 950.00                            |  |                                       |
| Representation Allowance                                | 713                 | 189,600.00                        | 192,000.00                             | 192,000.00                            |
| Transportation Allowance                                | 714                 | 48,000.00                         | 48,000.00                              | 48,000.00                             |
| Clothing/Uniform Allowance                              | 715                 | 1,272,000.00                      | 1,296,000.00                           | 1,276,000.00                          |
| Productivity Incentive Allowance                        | 717                 | 746,000.00                        | 866,000.00                             | 898,000.00                            |
| Other Bonuses & Allowance                               | 719                 |                                   | 2,499,000.00                           |                                       |
| Hazard Pay  | 721                 | 3,404,500.00                      | 3,876,999.60                           | 3,480,000.00                          |
| Cash Gift   | 724                 | 1,984,875.00                      | 2,165,000.00                           | 2,245,000.00                          |
| Year-End Bonus  | 725                 | 6,182,725.00                      | 7,878,363.58                           | 8,977,159.00                          |
| Life & Ret. Ins. Contributions                          | 731                 | 9,005,560.32                      | 11,307,969.12                          | 12,927,108.96                         |
| PAG-IBIG Contributions                                  | 732                 | 475,700.00                        | 519,600.00                             | 537,600.00                            |
| PHILHEALTH Contributions                                | 733                 | 913,750.00                        | 1,113,825.00                           | 1,232,400.00                          |
| ECC Contributions                                       | 734                 | 455,721.56                        | 508,251.80                             | 541,763.88                            |
| Retirement Benefits-Civilian                            | 740                 |                                   | 1,950,423.41                           | 549,053.84                            |
| Terminal Leave Benefits                                 | 742                 | 600,775.10                        | 1,735,560.63                           | 616,010.70                            |
| Health Workers Benefits                                 | 743                 | 6,126,160.93                      | 6,375,600.00                           | 6,316,200.00                          |
| Other Personnel Benefits                                | 749                 | 9,694,463.83                      | 161,258.41                             | 152,991.97                            |
| <b>Total Personal Services</b>                          |                     | <b>125,544,045.15</b>             | <b>147,013,092.75</b>                  | <b>158,268,144.22</b>                 |
| <i>1.2 Maint. &amp; Other Operating Expenses</i>        |                     |                                   |  |                                       |
| Travelling Expenses-Local                               | 751                 | 131,279.00                        | 186,000.00                             | 329,200.00                            |
| Training Expenses                                       | 753                 | 126,936.96                        | 336,000.00                             | 458,940.00                            |
| Office Supplies Expenses                                | 755                 | 728,556.56                        | 635,000.00                             | 878,348.50                            |
| Accountable Forms Expenses                              | 756                 | 147,150.00                        | 180,000.00                             | 190,000.00                            |
| Food Supplies Expenses                                  | 758                 | 4,790,678.40                      | 5,554,000.00                           | 5,944,800.00                          |
| Drugs & Medicines Expenses                              | 759                 | 6,106,965.30                      | 8,250,000.00                           | 8,581,138.30                          |
| Med., Dental, & Lab. Supplies Exp.                      | 760                 | 8,996,735.17                      | 9,711,406.60                           | 9,792,675.55                          |
| Gasoline, Oil and Lub. Expense                          | 761                 | 739,360.71                        | 1,175,000.00                           | 1,314,000.00                          |
| Other Supplies Expenses                                 | 765                 | 581,775.62                        | 563,420.00                             | 759,625.25                            |
| Water Expenses  | 766                 | 1,077,951.58                      | 1,435,000.00                           | 2,430,000.00                          |
| Electricity Expenses                                    | 767                 | 6,646,867.56                      | 7,450,000.00                           | 7,452,000.00                          |
| Cooking Gas Expenses                                    | 768                 | 341,245.00                        | 566,200.00                             | 566,000.00                            |
| Postage and Deliveries                                  | 771                 |                                   |  |                                       |
| Telephone Expenses-Landline                             | 772                 | 197,091.76                        | 327,000.00                             | 288,000.00                            |
| Internet Expenses                                       | 774                 |                                   | 42,000.00                              | 80,000.00                             |
| Membership Dues & Contributions to Org.                 | 778                 | 14,300.00                         | 66,000.00                              | 66,000.00                             |
| Consultancy Services                                    | 793                 | 7,672,763.56                      | 11,381,079.00                          | 17,756,748.00                         |
| Janitorial Services                                     | 796                 | 6,257,680.91                      | 6,755,352.24                           | 6,540,000.00                          |
| Rep. & Maint. - Hosp. & Health Center                   | 813                 |                                   |  | 1,500,000.00                          |
| Rep. & Maint. - Office Equipment                        | 821                 | 32,500.00                         | 53,600.00                              | 96,250.00                             |
| Rep. & Maint. - Furniture & Fixtures                    | 822                 |                                   | 307,621.00                             | 59,750.00                             |
| Rep. & Maint. - IT Equipmt. & Software                  | 823                 |                                   | 15,100.00                              | 101,250.00                            |
| Rep. & Maint. - Hospital Equipment                      | 832                 | 262,900.00                        | 1,048,391.00                           | 464,500.00                            |
| Rep. & Maint. - Other Mach. & Equipmt.                  | 840                 |                                   | 40,000.00                              | 60,250.00                             |
| Rep. & Maint. - Motor Vehicles                          | 841                 | 456,431.00                        | 320,000.00                             | 400,000.00                            |
| Rep. & Maint. - Other PPE                               | 850                 |                                   | 40,000.00                              | 30,250.00                             |
| Subsidy to Local Government Units                       | 874                 | 39,580.00                         |  | -                                     |
| Donations   | 878                 | 407,756.40                        | 25,000.00                              | 15,750.00                             |
| Taxes, Duties & Licenses                                | 891                 | 51,842.00                         | 83,800.00                              | 119,500.00                            |
| Other Maint. & Operating Expenses                       | 969                 | 1,180,497.40                      | 2,049,720.00                           | 4,009,740.00                          |
| <b>Total Maintenance &amp; Other Operating Expenses</b> |                     | <b>46,988,844.89</b>              | <b>58,596,689.84</b>                   | <b>70,284,715.60</b>                  |
| <b>2.0 Capital Outlays</b>                              |                     |                                   |  |                                       |
| <b>Property, Plant and Equipment</b>                    |                     |                                   |  |                                       |
| Office Equipment  | 221                 | 16,600.00                         | 345,000.00                             | 262,000.00                            |
| Furniture & Fixtures                                    | 222                 | 27,800.00                         |  | 10,000.00                             |
| IT Equipment & Software                                 | 223                 |                                   |  | 200,000.00                            |
| Hospital Equipment                                      | 232                 | 535,425.00                        | 8,744,000.00                           | 4,843,303.00                          |
| Medical, Dental & Lab. Equipment                        | 233                 | 471,200.00                        | 3,200,000.00                           | 100,000.00                            |
| Other Property, Plant & Equipment                       | 250                 | 187,095.60                        | 350,000.00                             | 855,920.00                            |
| <b>Total PPE</b>  |                     | <b>1,238,120.60</b>               | <b>12,639,000.00</b>                   | <b>6,271,223.00</b>                   |
| <b>Long-Term Liabilities</b>                            |                     |                                   |  |                                       |
| Investment in Stocks                                    | 192                 |                                   |  |                                       |
| Loans Payable-Domestic                                  | 444                 |                                   |  |                                       |
| <b>Total Long-Term Liabilities</b>                      |                     | -                                 | -                                      | -                                     |
| <b>Receivables</b>                                      |                     |                                   |  |                                       |
| Loans Receivables-Other                                 | 126                 |                                   |  |                                       |
| <b>Total Receivables</b>                                |                     | -                                 | -                                      | -                                     |
| <b>Total Capital Outlay</b>                             |                     | <b>1,238,120.60</b>               | <b>12,639,000.00</b>                   | <b>6,271,223.00</b>                   |
| <b>3.0 Financial Expenses</b>                           |                     |                                   |  |                                       |
| Bank Charges  | 971                 |                                   |  |                                       |
| Documentary Stamp Expenses                              | 974                 |                                   |  |                                       |
| Interest Expense  | 975                 |                                   |  |                                       |
| <b>Total Financial Expenses</b>                         |                     | -                                 | -                                      | -                                     |
| <b>TOTAL APPROPRIATIONS</b>                             |                     | <b>173,771,010.64</b>             | <b>218,248,782.59</b>                  | <b>234,824,082.82</b>                 |

(Sgd) Prepared by:

(Sgd) Reviewed by:

(Sgd) Approved:

ILUMINADO A. VICTORIA, M.D.  
Provincial Health Officer

PRISCILLA R. PADUA  
Provincial Budget Officer

CASIMIRO A. YNARES III, M. D.  
Governor

Republic of the Philippines  
PROVINCE OF RIZAL

**PROGRAM APPROPRIATION AND OBLIGATION BY OBJECT**

Department : **PROVINCIAL GOVERNOR** **6911 / 6919**  
 Function : Social Services  
 Project/Activity : Development Projects, Community  
 Fund/Special Account : General Fund / 20% Development Fund (18)

| Object of Expenditures<br>(1)                    | Account<br>Code<br>(2)    | Past<br>Year 2010<br>(Actual)<br>(3) | Current<br>Year 2011<br>(Estimate)<br>(4) | Budget<br>Year 2012<br>(Proposed)<br>(5) |
|--|---------------------------|--------------------------------------|---|--|
| <b>1.0 Current Operating Expenditures</b>        |                           |                                      |   |  |
| <i>1.2 Maint. &amp; Other Operating Expenses</i> |                           |                                      |   |  |
| Subsidy to Local Government Units                | 6911-874                  |                                      | 500,000.00                                |  |
| Donations  | -878                      |                                      | 500,000.00                                |  |
| Other Maint. & Operating Expenses                | -969                      |                                      |   |  |
| <b>Total Maintenance &amp; Other</b>             | <b>Operating Expenses</b> | <u>-</u>                             | <u><b>1,000,000.00</b></u>                | <u>-</u>                                 |
| <b>2.0 Capital Outlay</b>                        |                           |                                      |   |  |
| <b>Property, Plant &amp; Equipment</b>           |                           |                                      |   |  |
| Guarantee Deposit                                | 6919-186                  |                                      | 4,000,000.00                              | 6,000,000.00                             |
| Investments in Stocks                            | 6919-192                  |                                      |   |  |
| <b>Total Capital Outlay</b>                      |                           | <u>-</u>                             | <u><b>4,000,000.00</b></u>                | <u><b>6,000,000.00</b></u>               |
| <b>TOTAL APPROPRIATIONS</b>                      |                           | <u>-</u>                             | <u><b>5,000,000.00</b></u>                | <u><b>6,000,000.00</b></u>               |

(Sgd) Reviewed by:

**PRISCILLA R. PADUA**  
Provincial Budget Officer

(Sgd) Approved:

**CASIMIRO A. YNARES III, M.D.**  
Governor

Republic of the Philippines  
PROVINCE OF RIZAL

**PROGRAM APPROPRIATION AND OBLIGATION BY OBJECT**

Office/Department : **PROVINCIAL ENGINEER'S OFFICE**  
 Function : Economic Services  
 Project/Activity : Construction, Repair and Maintenance of Infrastructure Facilities  
 Fund/Special Account : General Fund

| Object of Expenditures<br>(1)                            | Account<br>Code<br>(2) | Past<br>Year 2010<br>(Actual)<br>(3) | Current<br>Year 2011<br>(Estimate)<br>(4) | Budget<br>Year 2012<br>(Proposed)<br>(5) |
|--|------------------------|--------------------------------------|---|--|
| <b>Capital Outlay</b>                                    |                        |                                      |   |  |
| <b>Property, Plant &amp; Equipment</b>                   |                        |                                      |   |  |
| <b>Engineering Services - Construction</b>               |                        |                                      |   |  |
|  | 8752                   |                                      |   |  |
| Land Improvements  | -202                   | 949,146.32                           | 2,255,488.03                              | 1,423,931.65                             |
| Elec. Power & Energy Structures                          | -205                   |                                      | 500,000.00                                | 315,659.72                               |
| Office Buildings   | -211                   | 10,436,576.91                        |   | 1,000,000.00                             |
| Other Structures   | -215                   |                                      | 45,743.37                                 | -  |
| Roads, Highways and Bridges                              | -251                   |                                      |   |  |
| Artesian Wells, Reservoir, Pumping Stations and Conduits | -254                   |                                      | 1,500,000.00                              | 946,977.97                               |
| Irrigation, Canals and Laterals                          | -255                   | 1,501,427.30                         |   | -  |
| Waterways, Aqueducts, Seawalls, Riverwalls and Others    | -257                   |                                      | 500,000.00                                | 315,659.32                               |
| Other Public Infrastructures                             | -260                   | 2,685,172.12                         | 1,864,886.62                              | 1,177,337.70                             |
| <b>Engineering Services - Maintenance</b>                |                        |                                      |   |  |
|  | 8753                   |                                      |   |  |
| Land Improvements  | -202                   | 288,924.52                           |   | -  |
| Office Buildings   | -211                   |                                      | 1,500,000.00                              | 946,977.97                               |
| Other Structures   | -215                   |                                      |   |  |
| Roads, Highways and Bridges                              | -251                   | 105,083,258.11                       | 28,668,581.46                             | 18,099,010.07                            |
| Parks, Plazas & Monuments                                | -252                   | 2,982,519.59                         | 100,000.00                                | -  |
| Artesian Wells, Reservoir, Pumping Stations and Conduits | -254                   | 125,842.33                           | 1,105,132.90                              | 697,691.01                               |
| Irrigation, Canals and Laterals                          | -255                   | 9,185,359.52                         | 1,208,843.01                              | 763,165.13                               |
| Waterways, Aqueducts, Seawalls, Riverwalls and Others    | -257                   | 26,345,251.67                        | 2,706,472.29                              | 1,708,646.42                             |
| Other Public Infrastructures                             | -260                   | 7,022,295.29                         | 2,274,380.19                              | 1,435,858.57                             |
| <b>TOTAL APPROPRIATIONS</b>                              |                        | <b><u>166,605,773.68</u></b>         | <b><u>44,229,527.87</u></b>               | <b><u>28,830,915.53</u></b>              |

(Sgd) Prepared by:

**LUISITO G. MUNSOD**  
Provincial Engineer

(Sgd) Reviewed by:

**PRISCILLA R. PADUA**  
Provincial Budget Officer

(Sgd) Approved:

**CASIMIRO A. YNARES III, M. D.**  
Governor



Republic of the Philippines  
PROVINCE OF RIZAL

**PROGRAM APPROPRIATION AND OBLIGATION BY OBJECT**

Department : **PROVINCIAL AGRICULTURIST**  
 Function : Economic Services  
 Project/Activity : Development Projects, Agricultural Sector  
 Fund/Special Account : 20% Development Fund

**8911**

| Object of Expenditures<br>(1)                           | Account Code<br>80 | Past Year 2010<br>(Actual)<br>(3) | Current Year 2011<br>(Estimate)<br>(4) | Budget Year 2012<br>(Proposed)<br>(5) |
|---|--------------------|-----------------------------------|--|---------------------------------------|
| <b>1.0 Current Operating Expenditures</b>               |                    |                                   |  |                                       |
| <i>1.1 Maint. &amp; Other Operating Expenses</i>        |                    |                                   |  |                                       |
| Training Expenses                                       | 753                |                                   | 70,000.00                              |                                       |
| Office Supplies Expenses                                | 755                |                                   | 2,310.00                               |                                       |
| Agricultural Supplies Expense                           | 762                | 27,760.00                         | 1,000,000.00                           |                                       |
| Other Supplies Expenses                                 | 765                | 9,444.00                          | 100,000.00                             |                                       |
| Other Maint. & Operating Expenses                       | 969                |                                   | 130,000.00                             |                                       |
| <b>Total Maintenance &amp; Other Operating Expenses</b> |                    | <b><u>37,204.00</u></b>           | <b><u>1,302,310.00</u></b>             | <b><u>-</u></b>                       |
| <b>2.0 Capital Outlays</b>                              |                    |                                   |  |                                       |
| <b>Property, Plant and Equipment</b>                    |                    |                                   |  |                                       |
| Agricultural, Fishery & Forestry Equipment              | 227                | 1,964,840.00                      | 2,375,000.00                           | 2,375,000.00                          |
| <b>Receivables</b>                                      |                    |                                   |  |                                       |
| Loans Receivables-Other                                 | 126                |                                   | 700,000.00                             | 700,000.00                            |
| <b>Total Capital Outlay</b>                             |                    | <b><u>1,964,840.00</u></b>        | <b><u>3,075,000.00</u></b>             | <b><u>3,075,000.00</u></b>            |
| <b>TOTAL APPROPRIATIONS</b>                             |                    | <b><u>2,002,044.00</u></b>        | <b><u>4,377,310.00</u></b>             | <b><u>3,075,000.00</u></b>            |

(Sgd) Prepared by:

(Sgd) Reviewed by:

(Sgd) Approved:

**REYNALDO L. BONITA**  
OIC-Provincial Agriculturist

**PRISCILLA R. PADUA**  
Provincial Budget Officer

**CASIMIRO A. YNARES III, M. D.**  
Governor

Republic of the Philippines  
PROVINCE OF RIZAL

**PROGRAM APPROPRIATION AND OBLIGATION BY OBJECT**

Office/Department : **PROVINCIAL ENGINEERS OFFICE**  
Function : Economic Services  
Project Activity : Development Projects, Community (18)  
Fund/Special Account : General Fund / 20% Development Fund

| Object of Expenditures<br>(1)                                      | Account<br>Code<br>(2) | Past<br>Year 2010<br>(Actual)<br>(3) | Current<br>Year 2011<br>(Estimate)<br>(4) | Budget<br>Year 2012<br>(Proposed)<br>(5) |
|--|------------------------|--------------------------------------|---|--|
| <b>1.0 Current Operating Expenditures</b>                          |                        |                                      |   |  |
| <b>2.0 Financial Expenses</b>                                      |                        |                                      |   |  |
| <b>2.0 Capital Outlays</b>   |                        |                                      |   |  |
| <b>Property, Plant &amp; Equipment</b>                             |                        |                                      |   |  |
| <b>Purchase, Construction and Improvement of Government F 8918</b> |                        |                                      |   |  |
| Land Improvements  | 202                    |                                      | 1,466,261.10                              | 1,192,020.27                             |
| Elec. Power & Energy Structure                                     | 205                    |                                      | 500,000.00                                | 406,483.08                               |
| Other Structures   | 215                    | 1,551,651.27                         | 3,532,411.60                              | 2,871,731.13                             |
| Roads, Highways and Bridges  | 251                    | 50,097,500.30                        | 57,761,801.02                             | 46,958,390.14                            |
| Artesian Wells, Reservoir, Pumping Stations, & conduits            | 254                    | 615,108.12                           | 1,500,000.00                              | 1,219,449.25                             |
| Irrigation, Canals and Laterals                                    | 255                    | 9,953,538.28                         | 14,310,166.16                             | 11,633,680.97                            |
| Flood Controls   | 256                    |                                      | 387,225.33                                | 10,314,801.09                            |
| Waterways, Aqueducts, Seawalls, Riverwalls and Others              | 257                    | 4,992,437.69                         | 14,355,088.69                             | 11,670,201.47                            |
| Other Public Infrastructures                                       | 260                    | 2,737,130.50                         | 13,551,807.15                             | 11,017,160.75                            |
| <b>TOTAL APPROPRIATIONS</b>  |                        | <b><u>69,947,366.16</u></b>          | <b><u>107,364,761.05</u></b>              | <b><u>97,283,918.15</u></b>              |

(Sgd) Prepared by:

**LUISITO G. MUNSOD**  
Provincial Engineer

(Sgd) Reviewed by:

**PRISCILLA R. PADUA**  
Provincial Budget Officer

(Sgd) Approved:

**CASIMIRO A. YNARES III, M. D.**  
Governor

Republic of the Philippines  
PROVINCE OF RIZAL

**PROGRAM APPROPRIATION AND OBLIGATION BY OBJECT**

Department : **PROVINCIAL VETERINARIAN** **8919**  
 Function : Economic Services  
 Project/Activity : Other Economic Development Projects  
 Fund/Special Account : 20% Development Fund

| Object of Expenditures<br>(1)                           | Account<br>Code<br>80 | Past<br>Year 2010<br>(Actual)<br>(3) | Current<br>Year 2011<br>(Estimate)<br>(4) | Budget<br>Year 2012<br>(Proposed)<br>(5) |
|---|-----------------------|--------------------------------------|---|--|
| <b>1.0 Current Operating Expenditures</b>               |                       |                                      |   |  |
| <i>1.1 Maint. &amp; Other Operating Expenses</i>        |                       |                                      |   |  |
| Training Expenses                                       | 753                   |                                      |   |  |
| Office Supplies Expenses                                | 755                   |                                      | 17,250.00                                 |  |
| Animal/Zoological Supplies Expenses                     | 757                   | 7,940.00                             | 207,000.00                                |  |
| Drugs & Medicines Expenses                              | 759                   | 313,950.00                           | 350,000.00                                |  |
| Agricultural Supplies Expense                           | 762                   |                                      | 20,000.00                                 |  |
| Other Supplies Expenses                                 | 765                   | 37,338.00                            | 40,000.00                                 |  |
| Electricity Expenses                                    | 767                   |                                      | 34,500.00                                 |  |
| Rent Expenses   | 782                   |                                      | 5,000.00                                  |  |
| Transportation & Delivery Expenses                      | 784                   |                                      | 23,000.00                                 |  |
| Other Maint. & Operating Expenses                       | 969                   |                                      | 50,000.00                                 |  |
| <b>Total Maintenance &amp; Other Operating Expenses</b> |                       | <b>359,228.00</b>                    | <b>746,750.00</b>                         | -  |
| <b>2.0 Capital Outlays</b>                              |                       |                                      |   |  |
| <b>Property, Plant and Equipment</b>                    |                       |                                      |   |  |
| Other Structures  | 215                   |                                      |   | 360,000.00                               |
| Medical, Dental & Laboratory Equipment                  | 233                   |                                      | 75,500.00                                 | 75,500.00                                |
| Other Machineries & Equipment                           | 240                   |                                      | 57,000.00                                 | 57,000.00                                |
| Work/Other Animals                                      | 281                   |                                      | 100,000.00                                | 100,000.00                               |
| Breeding Stocks   | 282                   |                                      | 100,000.00                                | 100,000.00                               |
| <b>Receivables</b>                                      |                       |                                      |   |  |
| Loans Receivables-Other                                 | 126                   |                                      | 575,000.00                                | 575,000.00                               |
| <b>Total Capital Outlay</b>                             |                       | <b>0.00</b>                          | <b>907,500.00</b>                         | <b>1,267,500.00</b>                      |
| <b>TOTAL APPROPRIATIONS</b>                             |                       | <b>359,228.00</b>                    | <b>1,654,250.00</b>                       | <b>1,267,500.00</b>                      |

(Sgd) Prepared by:

**REYNALDO L. BONITA**  
Provincial Veterinarian

(Sgd) Reviewed by:

**PRISCILLA R. PADUA**  
Provincial Budget Officer

(Sgd) Approved:

**CASIMIRO A. YNARES III, M. D.**  
Governor

Republic of the Philippines  
PROVINCE OF RIZAL

**PROGRAM APPROPRIATION AND OBLIGATION BY OBJECT**

Office/Department : **OFFICE OF THE GOVERNOR**  
 Function : Other Purposes  
 Project/Activity : Statutory and Contractual Obligations - Debt Servicing  
 Fund/Special Account : General Fund

**9921/9923**

| (1)                                  | Account Code<br>(2) | Past Year 2010<br>(Actual)<br>(3) | Current Year 2011<br>(Estimate)<br>(4) | Budget Year 2012<br>(Proposed)<br>(5) |
|--------------------------------------|---------------------|-----------------------------------|--|---------------------------------------|
| <b>Object of Expenditures</b>        |                     |                                   |  |                                       |
| <b>1.0 Capital Outlays</b>           |                     |                                   |  |                                       |
| <b>Property, Plant and Equipment</b> |                     |                                   |  |                                       |
| Loans Payable-Domestic               | 9921-444            | 66,338,268.00                     | 66,338,268.00                          | 66,338,268.00                         |
| <b>Total Capital Outlay</b>          |                     | <b><u>66,338,268.00</u></b>       | <b><u>66,338,268.00</u></b>            | <b><u>66,338,268.00</u></b>           |
| <b>3.0 Financial Expenses</b>        |                     |                                   |  |                                       |
| Interest Expense                     | 9923-975            | 11,246,357.79                     | 12,739,726.01                          | 6,741,308.28                          |
| <b>Total Financial Expenses</b>      |                     | <b><u>11,246,357.79</u></b>       | <b><u>12,739,726.01</u></b>            | <b><u>6,741,308.28</u></b>            |
| <b>TOTAL APPROPRIATIONS</b>          |                     | <b><u>77,584,625.79</u></b>       | <b><u>79,077,994.01</u></b>            | <b><u>73,079,576.28</u></b>           |

(Sgd) Reviewed by:

(Sgd) Approved:

**PRISCILLA R. PADUA**  
Provincial Budget Officer

**CASIMIRO A. YNARES III, M.D.**  
Governor

Republic of the Philippines  
PROVINCE OF RIZAL

**PROGRAM APPROPRIATION AND OBLIGATION BY OBJECT**

Office/Department : **OFFICE OF THE GOVERNOR** **9999**  
Function : Other Purposes  
Project/Activity : Statutory and Contractual Obligations - Aid to Barangay  
Fund/Special Account : General Fund

| Object of Expenditures<br>(1)                    | Account<br>Code<br>(2) | Past<br>Year 2010<br>(Actual)<br>(3) | Current<br>Year 2011<br>(Estimate)<br>(4) | Budget<br>Year 2012<br>(Proposed)<br>(5) |
|--|------------------------|--------------------------------------|---|--|
| <b>1.0 Current Operating Expenditures</b>        |                        |                                      |   |  |
| 1.1 <i>Maint. &amp; Other Operating Expenses</i> |                        |                                      |   |  |
| Subsidy to Local Government Units                | 874                    | -                                    | 188,000.00                                | 188,000.00                               |
| <b>&amp; Other Operating Expenses</b>            |                        | -                                    | 188,000.00                                | 188,000.00                               |
| <b>TOTAL APPROPRIATIONS</b>                      |                        | -                                    | <b>188,000.00</b>                         | <b>188,000.00</b>                        |

(Sgd) Reviewed by:

**PRISCILLA R. PADUA**  
Provincial Budget Officer

(Sgd) Approved:

**CASIMIRO A. YNARES III, M.D.**  
Governor

Republic of the Philippines  
PROVINCE OF RIZAL

**PROGRAM APPROPRIATION AND OBLIGATION BY OBJECT**

Office/Department : **PROVINCIAL GOVERNOR**  
Function : General Public Services  
Project/Activity : Executive Services  
Fund/Special Account : General Fund

**1011**

| Object of Expenditures<br>(1)                           | Account<br>Code<br>(2) | Past<br>Year 2010<br>(Actual)<br>(3) | Current<br>Year 2011<br>(Estimate)<br>(4) | Budget<br>Year 2012<br>(Proposed)<br>(5) |
|---|------------------------|--------------------------------------|---|--|
| <b>1.0 Current Operating Expenditures</b>               |                        |                                      |   |  |
| <i>1.1 Personal Services</i>                            |                        |                                      |   |  |
| Salaries and Wages-Regular                              | 701                    | 9,302,955.27                         | 14,319,879.81                             | 16,564,216.40                            |
| Salaries and Wages-Casual                               | 705                    | 55,490,757.67                        | 56,267,100.00                             | 59,666,400.00                            |
| Salaries and Wages-Contractual                          | 706                    |                                      |   |  |
| Personnel Eco. Relief Allowance                         | 711                    | 17,662,384.73                        | 16,188,000.00                             | 15,792,000.00                            |
| Representation Allowance                                | 713                    | 132,400.00                           | 104,400.00                                | 104,400.00                               |
| Transportation Allowance                                | 714                    | 28,000.00                            |   |  |
| Clothing/Uniform Allowance                              | 715                    | 116,000.00                           | 212,000.00                                | 232,000.00                               |
| Subs., Laundry & Qtr Allowance                          | 716                    | 86,625.00                            | 86,625.00                                 | 86,625.00                                |
| Productivity Incentive Allowance                        | 717                    | 850,000.00                           | 1,506,000.00                              | 1,314,000.00                             |
| Other Bonuses & Allowances                              | 719                    |                                      | 1,683,000.00                              |  |
| Overtime & Night Pay                                    | 723                    | 90,359.09                            | 600,000.00                                | 600,000.00                               |
| Cash Gift   | 724                    | 3,384,375.00                         | 3,787,500.00                              | 3,290,000.00                             |
| Year-End Bonus  | 725                    | 4,861,507.50                         | 6,532,364.00                              | 6,356,157.00                             |
| Life & Ret. Ins. Contributions                          | 731                    | 8,188,455.00                         | 8,471,307.12                              | 9,152,866.08                             |
| PAG-IBIG Contributions                                  | 732                    | 907,200.00                           | 809,400.00                                | 789,600.00                               |
| PHILHEALTH Contributions                                | 733                    | 755,425.00                           | 818,412.50                                | 912,000.00                               |
| ECC Contributions                                       | 734                    | 637,573.92                           | 629,049.96                                | 666,219.36                               |
| Terminal Leave Benefits                                 | 742                    | 1,006,982.59                         | 1,002,179.52                              | 586,053.44                               |
| Health Workers Benefits                                 | 743                    |                                      | 641.78                                    |  |
| Other Personnel Benefits                                | 749                    | 9,938,148.42                         |   | 1,415.26                                 |
| <b>Total Personal Services</b>                          |                        | <b>113,439,149.19</b>                | <b>113,017,859.69</b>                     | <b>116,113,952.54</b>                    |
| <i>1.2 Maint. &amp; Other Operating Expenses</i>        |                        |                                      |   |  |
| Travelling Expenses-Local                               | 751                    | 70,037.00                            | 334,700.00                                | 220,800.00                               |
| Travelling Expenses-Foreign                             | 752                    |                                      | 300,000.00                                | 300,000.00                               |
| Training Expenses                                       | 753                    | 8,467.00                             | 1,093,000.00                              | 265,000.00                               |
| Office Supplies Expenses                                | 755                    | 5,547,961.11                         | 7,262,056.00                              | 6,927,056.00                             |
| Food Supplies Expenses                                  | 758                    | 7,510,950.00                         |   |  |
| Drugs & Medicines Expenses                              | 759                    | 8,641,664.25                         |   |  |
| Med., Dental, & Lab. Supplies Exp.                      | 760                    | 581,350.00                           |   |  |
| Gasoline, Oil and Lub. Expense                          | 761                    | 1,982,127.48                         | 2,863,000.00                              | 3,225,000.00                             |
| Military and Police Supplies Expenses                   | 764                    | 12,960.00                            | 1,000,000.00                              | 1,000,000.00                             |
| Other Supplies Expenses                                 | 765                    | 7,895,028.59                         | 2,200,000.00                              | 3,115,000.00                             |
| Postage and Deliveries                                  | 771                    |                                      | 25,000.00                                 | 25,000.00                                |
| Telephone Expenses-Mobile                               | 773                    | 421,090.44                           | 920,000.00                                | 600,000.00                               |
| Internet Expenses                                       | 774                    | 20,510.00                            | 36,000.00                                 | 36,000.00                                |
| Cable, Satellite, Telegraph & Radio Exp.                | 775                    |                                      | 100,000.00                                | 100,000.00                               |
| Advertising Expenses                                    | 780                    |                                      | 1,800,000.00                              | 1,800,000.00                             |
| Printing & Binding Expenses                             | 781                    | 131,200.00                           | 2,300,000.00                              | 2,300,000.00                             |
| Rent Expenses   | 782                    | 357,938.00                           | 300,000.00                                | 300,000.00                               |
| Subscription Expenses                                   | 786                    | 91,291.00                            | 844,000.00                                | 544,000.00                               |
| Consultancy Services                                    | 793                    | 2,398,583.47                         | 3,318,568.00                              | 3,665,928.00                             |
| Other Professional Services                             | 799                    |                                      | 970,000.00                                | 100,000.00                               |
| R & M -Office Equipment                                 | 821                    | 66,588.50                            | 200,000.00                                | 200,000.00                               |
| R & M -Furniture & Fixtures                             | 822                    | 51,705.00                            | 20,000.00                                 | 20,000.00                                |
| R & M -IT Equipmt. & Software                           | 823                    |                                      | 170,000.00                                | 130,000.00                               |
| R & M -Communication Equipmt.                           | 829                    |                                      | 100,000.00                                | 100,000.00                               |
| R & M -Motor Vehicles                                   | 841                    | 2,662,160.00                         | 3,108,000.00                              | 3,108,000.00                             |
| R & M -Other Property, Plant & Equipment                | 850                    | 16,200.00                            | 20,000.00                                 | 20,000.00                                |
| Subsidy to Nat'l Gov't. Agencies                        | 871                    | 1,175,330.00                         | 3,200,000.00                              | 2,200,000.00                             |
| Subsidy to Local Government Units                       | 874                    | 52,254,150.00                        | 107,020,000.00                            | 100,020,000.00                           |
| Subsidy to NGO's/POs                                    | 876                    | 262,000.00                           | 2,800,721.80                              | 2,800,721.80                             |
| Donations   | 878                    | 113,048,692.85                       | 170,965,000.00                            | 170,965,000.00                           |
| Confidential Expenses                                   | 881                    | 24,500,000.00                        | 27,500,000.00                             | 28,000,000.00                            |
| Intelligence Expenses                                   | 882                    | 24,500,000.00                        | 27,300,000.00                             | 29,000,000.00                            |
| Extraordinary Expenses                                  | 883                    | 2,283,657.13                         | 2,505,252.00                              | 2,415,079.10                             |
| Taxes, Duties & Licenses                                | 891                    | 25,590.25                            |   | -  |
| Insurance Expenses                                      | 893                    | 913,709.93                           | 4,790,000.00                              | 4,790,000.00                             |
| Other Maint. & Operating Expenses                       | 969                    | 10,755,205.86                        | 44,912,425.00                             | 62,360,680.00                            |
| <b>Total Maintenance &amp; Other Operating Expenses</b> |                        | <b>268,186,147.86</b>                | <b>420,277,722.80</b>                     | <b>430,653,264.90</b>                    |
| <b>2.0 Capital Outlays</b>                              |                        |                                      |   |  |
| <b>Property, Plant and Equipment</b>                    |                        |                                      |   |  |
| Land  | 201                    | 1,492,000.00                         | 10,000,000.00                             | 5,000,000.00                             |
| Office Equipment  | 221                    | 616,312.00                           | 5,000,000.00                              |  |
| Furniture & Fixtures                                    | 222                    | 11,503,211.89                        | 5,000,000.00                              |  |
| IT Equipment & Software                                 | 223                    | 697,650.00                           | 10,000,000.00                             | 1,000,000.00                             |
| Library Books   | 224                    | 24,000.00                            | 20,000.00                                 |  |
| Communication Equipment                                 | 229                    | 215,443.00                           | 500,000.00                                | 100,000.00                               |
| Hospital Equipment                                      | 232                    | 7,933,500.00                         |   |  |
| Military & Police Equipment                             | 234                    |                                      | 1,000,000.00                              |  |
| Technical & Scientific Equipment                        | 236                    |                                      | 300,000.00                                |  |
| Other Machineries & Equipment                           | 240                    | 4,419,500.00                         |   |  |
| Motor Vehicles  | 241                    | 32,283,378.55                        | 15,000,000.00                             | 10,000,000.00                            |
| Other Property, Plant & Equipment                       | 250                    | 1,170,750.00                         | 500,000.00                                |  |
| <b>Total Capital Outlay</b>                             |                        | <b>60,355,745.44</b>                 | <b>47,320,000.00</b>                      | <b>16,100,000.00</b>                     |
| <b>TOTAL APPROPRIATIONS</b>                             |                        | <b>441,981,042.49</b>                | <b>580,615,582.49</b>                     | <b>562,867,217.44</b>                    |

(Sgd) Reviewed by:

(Sgd) Approved:

**PRISCILLA R. PADUA**

**CASIMIRO A. YNARES III, M.D.**

Republic of the Philippines  
PROVINCE OF RIZAL

**PROGRAM APPROPRIATION AND OBLIGATION BY OBJECT**

Office/Department : **SANGGUNIANG PANLALAWIGAN**  
Function : General Public Services  
Project/Activity : Legislative Services  
Fund/Special Account : General Fund

**1021**

| Object of Expenditures<br>(1)                           | Account Code<br>(2) | Past Year 2010<br>(Actual)<br>(3) | Current Year 2011<br>(Estimate)<br>(4) | Budget Year 2012<br>(Proposed)<br>(5) |
|---|---------------------|-----------------------------------|--|---------------------------------------|
| <b>1.0 Current Operating Expenditures</b>               |                     |                                   |  |                                       |
| <i>1.1 Personal Services</i>                            |                     |                                   |  |                                       |
| Salaries and Wages-Regular                              | 701                 | 9,039,460.10                      | 11,137,608.35                          | 12,889,177.41                         |
| Personnel Eco. Relief Allowance                         | 711                 | 1,007,041.57                      | 1,032,000.00                           | 1,032,000.00                          |
| Representation Allowance                                | 713                 | 1,000,800.00                      | 1,107,600.00                           | 1,107,600.00                          |
| Transportation Allowance                                | 714                 | 56,700.00                         | 156,000.00                             | 78,000.00                             |
| Clothing/Uniform Allowance                              | 715                 | 168,000.00                        | 172,000.00                             | 172,000.00                            |
| Productivity Incentive Allowance                        | 717                 | 46,000.00                         | 58,000.00                              | 58,000.00                             |
| Other Bonuses & Allowances                              | 719                 |                                   | 129,000.00                             |                                       |
| Cash Gift   | 724                 | 212,125.00                        | 215,000.00                             | 215,000.00                            |
| Year-End Bonus  | 725                 | 759,855.58                        | 928,246.00                             | 1,074,488.00                          |
| Life & Ret. Ins. Contributions                          | 731                 | 1,086,549.24                      | 1,336,674.24                           | 1,547,262.72                          |
| PAG-IBIG Contributions                                  | 732                 | 48,600.00                         | 51,600.00                              | 51,600.00                             |
| PHILHEALTH Contributions                                | 733                 | 97,775.00                         | 105,000.00                             | 108,150.00                            |
| ECC Contributions                                       | 734                 | 46,447.14                         | 48,869.88                              | 50,016.72                             |
| Terminal Leave Benefits                                 | 742                 | 747,805.36                        | 136,058.47                             |                                       |
| Other Personnel Benefits                                | 749                 | 871,303.92                        |  |                                       |
| <b>Total Personal Services</b>                          |                     | <b>15,188,462.91</b>              | <b>16,613,656.94</b>                   | <b>18,383,294.85</b>                  |
| <i>1.2 Maint. &amp; Other Operating Expenses</i>        |                     |                                   |  |                                       |
| Travelling Expenses-Local                               | 751                 | 5,800.00                          | 50,000.00                              | 30,000.00                             |
| Training Expenses                                       | 753                 | 1,092,127.00                      | 2,500,000.00                           | 2,250,000.00                          |
| Office Supplies Expenses                                | 755                 | 136,158.15                        | 150,000.00                             | 150,000.00                            |
| Gasoline, Oil and Lub. Expense                          | 761                 | 1,181,165.45                      | 1,495,000.00                           | 1,722,000.00                          |
| Other Supplies Expenses                                 | 765                 | 51,720.00                         | 100,000.00                             | 50,000.00                             |
| Postage and Deliveries                                  | 771                 |                                   | 5,000.00                               | -                                     |
| Telephone Expenses-Landline                             | 772                 | 25,175.63                         | 36,000.00                              | 24,000.00                             |
| Internet Expenses                                       | 774                 |                                   | 50,000.00                              | -                                     |
| Membership Dues & Contributions to                      | 778                 | 138,000.00                        | 140,000.00                             | 140,000.00                            |
| Subscription Expenses                                   | 786                 | 34,680.00                         | 36,000.00                              | 36,000.00                             |
| R & M -Office Equipment                                 | 821                 |                                   | 10,000.00                              | 10,000.00                             |
| R & M -Furniture & Fixtures                             | 822                 |                                   | 10,000.00                              | 20,000.00                             |
| R & M -Motor Vehicles                                   | 841                 | 190,951.40                        | 300,000.00                             | 300,000.00                            |
| Other Maint. & Operating Expenses                       | 969                 | 3,700.00                          | 206,401.53                             | 200,000.00                            |
| <b>Total Maintenance &amp; Other Operating Expenses</b> |                     | <b>2,859,477.63</b>               | <b>5,088,401.53</b>                    | <b>4,932,000.00</b>                   |
| <b>2.0 Capital Outlays</b>                              |                     |                                   |  |                                       |
| <b>Property, Plant and Equipment</b>                    |                     |                                   |  |                                       |
| Office Equipment  | 221                 | 230,750.00                        |  |                                       |
| IT Equipment & Software                                 | 223                 | 220,000.00                        | 300,000.00                             | 200,000.00                            |
| Library Books   | 224                 |                                   | 10,000.00                              | 20,000.00                             |
| <b>Total Capital Outlay</b>                             |                     | <b>450,750.00</b>                 | <b>310,000.00</b>                      | <b>220,000.00</b>                     |
| <b>TOTAL APPROPRIATIONS</b>                             |                     | <b>18,498,690.54</b>              | <b>22,012,058.47</b>                   | <b>23,535,294.85</b>                  |

(Sgd) Prepared by:

(Sgd) Reviewed by:

(Sgd)Approved:

**FRISCO S. SAN JUAN, JR.**  
Vice-Governor

**PRISCILLA R. PADUA**  
Provincial Budget Officer

**CASIMIRO A. YNARES III, M. D.**  
Governor

Republic of the Philippines  
PROVINCE OF RIZAL

**PROGRAM APPROPRIATION AND OBLIGATION SUBJECT**

Office/Department : **SANGGUNIANG PANLALAWIGAN - SECRETARIAT**  
 Function : General Public Services  
 Project/Activity : Legislative Services  
 Fund/Special Account : General Fund

| Object of Expenditures<br>(1)                           | Account<br>Code<br>(2) | Past<br>Year 2010<br>(Actual)<br>(3) | Current<br>Year 2011<br>(Estimate)<br>(4) | Budget<br>Year 2011<br>(Proposed)<br>(5) |
|---|------------------------|--------------------------------------|---|--|
| <b>1.0 Current Operating Expenditures</b>               |                        |                                      |   |  |
| <i>1.1 Personal Services</i>                            |                        |                                      |   |  |
| Salaries and Wages-Regular                              | 701                    | 5,395,051.66                         | 6,298,609.10                              | 6,910,120.00                             |
| Personnel Eco. Relief Allowance                         | 711                    | 690,653.00                           | 720,000.00                                | 720,000.00                               |
| Representation Allowance                                | 713                    | 75,600.00                            | 78,000.00                                 | 78,000.00                                |
| Transportation Allowance                                | 714                    | 6,300.00                             |   |  |
| Clothing/Uniform Allowance                              | 715                    | 116,000.00                           | 120,000.00                                | 120,000.00                               |
| Productivity Incentive Allowance                        | 717                    | 58,000.00                            | 60,000.00                                 | 60,000.00                                |
| Other Bonuses & Allowances                              | 719                    |                                      | 87,000.00                                 |  |
| Cash Gift   | 724                    | 145,000.00                           | 150,000.00                                | 150,000.00                               |
| Year-End Bonus  | 725                    | 460,362.00                           | 525,449.00                                | 576,410.00                               |
| Life & Ret. Ins. Contributions                          | 731                    | 655,198.56                           | 756,646.56                                | 830,030.00                               |
| PAG-IBIG Contributions                                  | 732                    | 34,800.00                            | 36,000.00                                 | 36,000.00                                |
| PHILHEALTH Contributions                                | 733                    | 65,837.50                            | 73,800.00                                 | 78,150.00                                |
| ECC Contributions                                       | 734                    | 33,752.84                            | 35,544.72                                 | 35,770.00                                |
| Terminal Leave Benefits                                 | 742                    |                                      | 356,291.62                                |  |
| Other Personnel Benefits                                | 749                    | 676,591.66                           |   |  |
| <b>Total Personal Services</b>                          |                        | <b>8,413,147.22</b>                  | <b>9,297,341.00</b>                       | <b>9,594,490.00</b>                      |
| <i>1.2 Maint. &amp; Other Operating Expenses</i>        |                        |                                      |   |  |
| Travelling Expenses-Local                               | 751                    | 41,127.00                            | 60,000.00                                 | 60,000.00                                |
| Training Expenses                                       | 753                    | 36,860.00                            | 50,000.00                                 | 50,000.00                                |
| Office Supplies Expenses                                | 755                    | 39,940.70                            | 50,000.00                                 | 40,000.00                                |
| Gasoline, Oil and Lub. Expense                          | 761                    | 120,318.15                           | 151,000.00                                | 156,000.00                               |
| Other Supplies Expenses                                 | 765                    | 6,460.00                             | 17,950.62                                 | 10,000.00                                |
| Postage and Deliveries                                  | 771                    | 3,000.00                             | 4,000.00                                  | 4,000.00                                 |
| Telephone Expenses-Landline                             | 772                    | 15,875.94                            | 24,000.00                                 | 24,000.00                                |
| Internet Expenses                                       | 774                    | 53,760.00                            | 54,000.00                                 | 54,000.00                                |
| Advertising Expenses                                    | 780                    |                                      | 50,000.00                                 | 10,000.00                                |
| Printing & Binding Expenses                             | 781                    |                                      | 22,000.00                                 | 22,000.00                                |
| Subscription Expenses                                   | 786                    | 38,470.48                            | 40,000.00                                 | 40,000.00                                |
| R & M -Office Equipment                                 | 821                    |                                      | 10,000.00                                 | 10,000.00                                |
| R & M -Furniture & Fixtures                             | 822                    |                                      | 10,000.00                                 | 10,000.00                                |
| R & M -IT Equipt. & Software                            | 823                    |                                      | 30,000.00                                 | 20,000.00                                |
| R & M -Motor Vehicles                                   | 841                    | 36,254.30                            | 40,000.00                                 | 40,000.00                                |
| Other Maint. & Operating Expenses                       | 969                    |                                      | 10,000.00                                 | 10,000.00                                |
| <b>Total Maintenance &amp; Other Operating Expenses</b> |                        | <b>392,066.57</b>                    | <b>622,950.62</b>                         | <b>560,000.00</b>                        |
| <b>2.0 Capital Outlays</b>                              |                        |                                      |   |  |
| <b>Property, Plant and Equipment</b>                    |                        |                                      |   |  |
| Office Equipment  | 221                    | 19,960.00                            | 20,000.00                                 | 30,000.00                                |
| IT Equipment & Software                                 | 223                    | 56,000.00                            | 35,000.00                                 | 50,000.00                                |
| Library Books   | 224                    | 24,995.00                            | 30,000.00                                 | 30,000.00                                |
| Machineries   | 226                    |                                      |   |  |
| <b>Total Capital Outlay</b>                             |                        | <b>100,955.00</b>                    | <b>85,000.00</b>                          | <b>110,000.00</b>                        |
| <b>TOTAL APPROPRIATIONS</b>                             |                        | <b>8,906,168.79</b>                  | <b>10,005,291.62</b>                      | <b>10,264,490.00</b>                     |

(Sgd) Prepared by:

(Sgd) Reviewed by:

(Sgd) Approved:

**JOSEPH G. CEÑIDOZA**  
Provincial Board Secretary

**PRISCILLA R. PADUA**  
Provincial Budget Officer

**CASIMIRO A. YNARES III, M. I.**  
Governor





Republic of the Philippines  
PROVINCE OF RIZAL

**PROGRAM APPROPRIATION AND OBLIGATION BY OBJECT**

Office/Department : **HUMAN RESOURCE MANAGEMENT OFFICE** **1032**  
 Function : General Public Services  
 Project/Activity : Administrative Services  
 Fund/Special Account : General Fund

| Object of Expenditures<br>(1)                           | Account Code<br>(2) | Past Year 2010<br>(Actual)<br>(3) | Current Year 2011<br>(Estimate)<br>(4) | Budget Year 2012<br>(Proposed)<br>(5) |
|---|---------------------|-----------------------------------|--|---------------------------------------|
| <b>1.0 Current Operating Expenditures</b>               |                     |                                   |  |                                       |
| <i>1.1 Personal Services</i>                            |                     |                                   |  |                                       |
| Salaries and Wages-Regular                              | 701                 | 6,127,654.16                      | 7,336,900.45                           | 7,600,436.81                          |
| Personnel Eco. Relief Allowance                         | 711                 | 740,030.64                        | 792,000.00                             | 768,000.00                            |
| Additional Compensation                                 | 712                 |                                   |  |                                       |
| Representation Allowance                                | 713                 | 75,600.00                         | 78,000.00                              | 78,000.00                             |
| Transportation Allowance                                | 714                 | 75,600.00                         | 78,000.00                              | 78,000.00                             |
| Clothing/Uniform Allowance                              | 715                 | 128,000.00                        | 132,000.00                             | 128,000.00                            |
| Subs., Laundry & Qtr Allowance                          | 716                 |                                   |  |                                       |
| Productivity Incentive Allowance                        | 717                 | 56,000.00                         | 66,000.00                              | 64,000.00                             |
| Other Bonuses & Allowances                              | 719                 |                                   | 87,000.00                              |                                       |
| Cash Gift   | 724                 | 152,500.00                        | 165,000.00                             | 160,000.00                            |
| Year-End Bonus  | 725                 | 507,234.00                        | 613,329.00                             | 634,944.00                            |
| Life & Ret. Ins. Contributions                          | 731                 | 735,331.68                        | 883,128.48                             | 914,319.36                            |
| PAG-IBIG Contributions                                  | 732                 | 37,000.00                         | 39,600.00                              | 38,400.00                             |
| PHILHEALTH Contributions                                | 733                 | 73,837.50                         | 85,200.00                              | 87,600.00                             |
| ECC Contributions                                       | 734                 | 35,086.24                         | 38,126.88                              | 37,622.64                             |
| Retirement Benefits-Civilian                            | 740                 |                                   | 569,069.10                             |                                       |
| Terminal Leave Benefits                                 | 742                 | 65,110.46                         |  |                                       |
| Other Personnel Benefits                                | 749                 | 687,214.54                        |  |                                       |
| <b>Total Personal Services</b>                          |                     | <b>9,496,199.22</b>               | <b>10,963,353.91</b>                   | <b>10,589,322.81</b>                  |
| <i>1.2 Maint. &amp; Other Operating Expenses</i>        |                     |                                   |  |                                       |
| Travelling Expenses-Local                               | 751                 | 14,730.00                         | 30,600.00                              | 30,000.00                             |
| Travelling Expenses-Foreign                             | 752                 |                                   |  |                                       |
| Training Expenses                                       | 753                 | 177,160.00                        | 600,000.00                             | 560,000.00                            |
| Office Supplies Expenses                                | 755                 | 357,732.06                        | 300,000.00                             | 350,000.00                            |
| Other Supplies Expenses                                 | 765                 | 13,813.00                         | 17,500.00                              | 17,500.00                             |
| Rewards & Other Claims                                  | 788                 | 414,540.00                        | 400,000.00                             | 400,000.00                            |
| R & M -Office Equipment                                 | 821                 |                                   | 2,500.00                               | 2,500.00                              |
| R & M -IT Equipt. & Software                            | 823                 |                                   | 2,500.00                               | 2,500.00                              |
| Other Maint. & Operating Expenses                       | 969                 | 1,650.00                          | 10,000.00                              | 10,000.00                             |
| <b>Total Maintenance &amp; Other Operating Expenses</b> |                     | <b>979,625.06</b>                 | <b>1,363,100.00</b>                    | <b>1,372,500.00</b>                   |
| <b>2.0 Capital Outlays</b>                              |                     |                                   |  |                                       |
| <b>Property, Plant and Equipment</b>                    |                     |                                   |  |                                       |
| IT Equipment & Software                                 | 223                 | 86,900.00                         | 70,000.00                              | 70,000.00                             |
| Library Books   | 224                 |                                   | 25,000.00                              | 5,000.00                              |
| Other Property, Plant & Equipment                       | 250                 |                                   | 10,000.00                              | 5,000.00                              |
| <b>Public Infrastructures:</b>                          |                     |                                   |  |                                       |
| <b>Total Capital Outlay</b>                             |                     | <b>86,900.00</b>                  | <b>105,000.00</b>                      | <b>80,000.00</b>                      |
| <b>TOTAL APPROPRIATIONS</b>                             |                     | <b>10,562,724.28</b>              | <b>12,431,453.91</b>                   | <b>12,041,822.81</b>                  |

(Sgd) Prepared by:

(Sgd) Reviewed by:

(Sgd) Approved:

**EUGENE P. DURUSAN**  
Provincial Gov't. Department Head

**PRISCILLA R. PADUA**  
Provincial Budget Officer

**CASIMIRO A. YNARES III, M. D.**  
Governor

PROVINCE OF RIZAL

PROGRAM APPROPRIATION AND OBLIGATION BY OBJECT

Office/Department : **PLANNING & DEVELOPMENT COORDINATOR** 1041  
 Function : General Public Services  
 Project/Activity : Planning and Development Coordination  
 Fund/Special Account : General Fund

| Object of Expenditures<br>(1)                           | Account<br>Code<br>(2) | Past<br>Year 2010<br>(Actual)<br>(3) | Current<br>Year 2011<br>(Estimate)<br>(4) | Budget<br>Year 2012<br>(Proposed)<br>(5) |
|---|------------------------|--------------------------------------|---|--|
| <b>1.0 Current Operating Expenditures</b>               |                        |                                      |   |  |
| <i>1.1 Personal Services</i>                            |                        |                                      |   |  |
| Salaries and Wages-Regular                              | 701                    | 6,860,417.46                         | 8,328,511.48                              | 8,846,341.06                             |
| Salaries and Wages-Casual                               | 705                    |                                      |   |  |
| Salaries and Wages-Contractual                          | 706                    |                                      |   |  |
| Personnel Eco. Relief Allowance                         | 711                    | 739,909.52                           | 816,000.00                                | 792,000.00                               |
| Additional Compensation                                 | 712                    |                                      |   |  |
| Representation Allowance                                | 713                    | 75,600.00                            | 78,000.00                                 | 78,000.00                                |
| Transportation Allowance                                | 714                    |                                      |   | 78,000.00                                |
| Clothing/Uniform Allowance                              | 715                    | 120,000.00                           | 136,000.00                                | 132,000.00                               |
| Subs., Laundry & Qtr Allowance                          | 716                    |                                      |   |  |
| Productivity Incentive Allowance                        | 717                    | 60,000.00                            | 68,000.00                                 | 66,000.00                                |
| Other Bonuses & Allowances                              | 719                    |                                      | 90,000.00                                 |  |
| Cash Gift   | 724                    | 157,500.00                           | 170,000.00                                | 165,000.00                               |
| Year-End Bonus  | 725                    | 582,447.50                           | 696,537.00                                | 739,354.00                               |
| Life & Ret. Ins. Contributions                          | 731                    | 823,031.04                           | 1,002,913.20                              | 1,064,669.76                             |
| PAG-IBIG Contributions                                  | 732                    | 37,000.00                            | 40,800.00                                 | 39,600.00                                |
| PHILHEALTH Contributions                                | 733                    | 82,650.00                            | 96,900.00                                 | 100,950.00                               |
| ECC Contributions                                       | 734                    | 36,393.04                            | 40,403.28                                 | 39,364.56                                |
| Terminal Leave Benefits                                 | 742                    |                                      | 1,962,315.82                              |  |
| Other Personnel Benefits                                | 749                    | 650,715.76                           |   |  |
| <b>Total Personal Services</b>                          |                        | <b>10,225,664.32</b>                 | <b>13,526,380.78</b>                      | <b>12,141,279.38</b>                     |
| <i>1.2 Maint. &amp; Other Operating Expenses</i>        |                        |                                      |   |  |
| Travelling Expenses-Local                               | 751                    | 64,999.50                            | 50,000.00                                 | 50,000.00                                |
| Travelling Expenses-Foreign                             | 752                    |                                      |   |  |
| Training Expenses                                       | 753                    | 59,025.00                            | 60,000.00                                 | 60,000.00                                |
| Office Supplies Expenses                                | 755                    | 111,493.89                           | 112,000.00                                | 111,500.00                               |
| Gasoline, Oil and Lub. Expense                          | 761                    | 75,749.34                            | 106,000.00                                | 111,000.00                               |
| Other Supplies Expenses                                 | 765                    | 5,462.00                             | 55,800.00                                 | 55,800.00                                |
| R & M -Office Equipment                                 | 821                    |                                      | 10,000.00                                 | 10,000.00                                |
| R & M -Furniture & Fixtures                             | 822                    |                                      |   |  |
| R & M -IT Equipt. & Software                            | 823                    | 12,100.00                            | 10,000.00                                 | 10,000.00                                |
| R & M -Motor Vehicles                                   | 841                    | 19,025.00                            | 20,000.00                                 | 20,000.00                                |
| Other Maint. & Operating Expenses                       | 969                    | 2,121,909.60                         | 2,900,886.80                              | 2,908,386.80                             |
| <b>Total Maintenance &amp; Other Operating Expenses</b> |                        | <b>2,469,764.33</b>                  | <b>3,324,686.80</b>                       | <b>3,336,686.80</b>                      |
| <b>2.0 Capital Outlays</b>                              |                        |                                      |   |  |
| <b>Property, Plant and Equipment</b>                    |                        |                                      |   |  |
| Office Equipment  | 221                    |                                      | 20,000.00                                 |  |
| IT Equipment & Software                                 | 223                    | 49,500.00                            | 10,000.00                                 |  |
| <b>Total Capital Outlay</b>                             |                        | <b>49,500.00</b>                     | <b>30,000.00</b>                          | <b>-</b>                                 |
| <b>TOTAL APPROPRIATIONS</b>                             |                        | <b>12,744,928.65</b>                 | <b>16,881,067.58</b>                      | <b>15,477,966.18</b>                     |

(Sgd) Prepared by:

(Sgd) Reviewed by:

(Sgd) Approved:

**En. P. GERTIE A. SISON**

Provincial Planning & Development Coordinator

**PRISCILLA R. PADUA**

Provincial Budget Officer

**CASIMIRO A. YNARES III, M. D.**

Governor

Republic of the Philippines  
PROVINCE OF RIZAL

**PROGRAM APPROPRIATION AND OBLIGATION BY OBJECT**

Office/Department : **GENERAL SERVICES OFFICE**  
 Function : General Public Services  
 Project/Activity : General Administration/Maint. of Plazas, Parks, Monuments & Buildings  
 Fund/Special Account : General Fund

**1061**

| Object of Expenditures<br>(1)                           | Account Code<br>(2) | Past Year 2010<br>(Actual)<br>(3) | Current Year 2011<br>(Estimate)<br>(4) | Budget Year 2012<br>(Proposed)<br>(5) |
|---|---------------------|-----------------------------------|--|---------------------------------------|
| <b>1.0 Current Operating Expenditures</b>               |                     |                                   |  |                                       |
| <i>1.1 Personal Services</i>                            |                     |                                   |  |                                       |
| Salaries and Wages-Regular                              | 701                 | 10,547,457.01                     | 11,998,686.83                          | 12,932,195.63                         |
| Personnel Eco. Relief Allowance                         | 711                 | 1,883,764.21                      | 1,961,128.37                           | 1,920,000.00                          |
| Representation Allowance                                | 713                 | 141,600.00                        | 144,000.00                             | 144,000.00                            |
| Transportation Allowance                                | 714                 | 114,100.00                        | 144,000.00                             | 66,000.00                             |
| Clothing/Uniform Allowance                              | 715                 | 316,000.00                        | 328,000.00                             | 320,000.00                            |
| Productivity Incentive Allowance                        | 717                 | 158,000.00                        | 164,000.00                             | 160,000.00                            |
| Other Bonuses & Allowances                              | 719                 |                                   | 240,000.00                             |                                       |
| Cash Gift   | 724                 | 396,125.00                        | 402,500.00                             | 400,000.00                            |
| Year-End Bonus  | 725                 | 906,616.18                        | 998,758.00                             | 1,079,820.00                          |
| Life & Ret. Ins. Contributions                          | 731                 | 1,271,361.72                      | 1,444,631.04                           | 1,554,940.80                          |
| PAG-IBIG Contributions                                  | 732                 | 94,400.00                         | 97,200.00                              | 96,000.00                             |
| PHILHEALTH Contributions                                | 733                 | 126,350.00                        | 140,825.00                             | 150,000.00                            |
| ECC Contributions                                       | 734                 | 84,351.05                         | 90,709.44                              | 92,254.08                             |
| Retirement Benefits-Civilian                            | 740                 |                                   | 613,744.49                             |                                       |
| Terminal Leave Benefits                                 | 742                 | 500,841.22                        | 370,055.75                             |                                       |
| Other Personnel Benefits                                | 749                 | 1,578,194.10                      | 31,594.37                              | 32,725.31                             |
| <b>Total Personal Services</b>                          |                     | <b>18,119,160.49</b>              | <b>19,169,833.29</b>                   | <b>18,947,935.82</b>                  |
| <i>1.2 Maint. &amp; Other Operating Expenses</i>        |                     |                                   |  |                                       |
| Travelling Expenses-Local                               | 751                 | 108,340.00                        | 118,800.00                             | 112,000.00                            |
| Training Expenses                                       | 753                 | 23,272.00                         | 50,000.00                              | 47,000.00                             |
| Office Supplies Expenses                                | 755                 | 470,246.68                        | 350,000.00                             | 470,000.00                            |
| Gasoline, Oil and Lub. Expense                          | 761                 | 115,070.00                        | 412,200.00                             | 465,000.00                            |
| Other Supplies Expenses                                 | 765                 | 626,851.50                        | 350,000.00                             | 350,000.00                            |
| Postage and Deliveries                                  | 771                 | 5,000.00                          | 10,000.00                              | 10,000.00                             |
| Telephone Expenses-Landline                             | 772                 | 1,481,424.55                      | 1,515,000.00                           | 1,600,000.00                          |
| Internet Expenses                                       | 774                 | 107,325.00                        | 109,680.00                             | 109,680.00                            |
| Printing & Binding Expenses                             | 781                 |                                   | 10,000.00                              | 10,000.00                             |
| Rent Expenses   | 782                 | 497,705.11                        | 475,200.00                             | 475,200.00                            |
| Janitorial Services                                     | 796                 | 1,616,104.80                      | 1,800,000.00                           | 1,800,000.00                          |
| R & M -Office Buildings                                 | 811                 | 1,055,914.50                      | 1,605,795.00                           | 1,800,000.00                          |
| R & M -Hosp. & Health Center                            | 813                 | 1,776,264.30                      | 1,800,000.00                           | -                                     |
| R & M-Other Structures                                  | 815                 |                                   | 470,000.00                             | 470,000.00                            |
| R & M -Office Equipment                                 | 821                 | 88,607.00                         | 99,205.00                              | 100,000.00                            |
| R & M -Furniture & Fixtures                             | 822                 |                                   | 50,000.00                              | 50,000.00                             |
| R & M -IT Equipt. & Software                            | 823                 | 5,100.00                          | 100,000.00                             | 100,000.00                            |
| R & M -Communication Equipt.                            | 829                 |                                   | 200,000.00                             | 200,000.00                            |
| R & M -Other Mach. & Equipt.                            | 840                 |                                   | 50,000.00                              | 50,000.00                             |
| R & M -Motor Vehicles                                   | 841                 | 41,330.00                         | 40,000.00                              | 60,000.00                             |
| R & M -Other Property, Plant & Equipment                | 850                 | 35,100.00                         | 100,000.00                             | 50,000.00                             |
| R & M-Parks, Plazas & Monuments                         | 852                 |                                   | 100,000.00                             | 100,000.00                            |
| R & M-Artesian Wells, Reservoir, Pumping                | 854                 | 24,890.00                         | 50,000.00                              | 50,000.00                             |
| Taxes, Duties & Licenses                                | 891                 | 629,205.55                        | 1,294,669.00                           | 1,300,000.00                          |
| Insurance Expenses                                      | 893                 | 1,380,568.02                      | 1,489,000.00                           | 1,504,000.00                          |
| Other Maint. & Operating Expenses                       | 969                 |                                   | 100,000.00                             | 100,000.00                            |
| <b>Total Maintenance &amp; Other Operating Expenses</b> |                     | <b>10,088,319.01</b>              | <b>12,749,549.00</b>                   | <b>11,382,880.00</b>                  |
| <b>2.0 Capital Outlays</b>                              |                     |                                   |  |                                       |
| <b>Property, Plant and Equipment</b>                    |                     |                                   |  |                                       |
| IT Equipment & Software                                 | 223                 | 116,300.00                        | 90,000.00                              |                                       |
| Communication Equipment                                 | 229                 | 49,400.00                         |  |                                       |
| Other Property, Plant & Equipment                       | 250                 | 66,200.00                         | 80,000.00                              |                                       |
| <b>Total Capital Outlay</b>                             |                     | <b>231,900.00</b>                 | <b>170,000.00</b>                      | <b>-</b>                              |
| <b>TOTAL APPROPRIATIONS</b>                             |                     | <b>28,439,379.50</b>              | <b>32,089,382.29</b>                   | <b>30,330,815.82</b>                  |

(Sgd) Prepared by:

(Sgd) Reviewed by:

(Sgd) Approved:

**PONCIANO CHITO F. ESTACIO**  
Provincial Gov't. Department Head

**PRISCILLA R. PADUA**  
Provincial Budget Officer

**CASIMIRO A. YNARES III, M. D.**  
Governor